

# LED PROJECTOR

399.00

Product Code: 068 010 0010

**ASLAN-10**

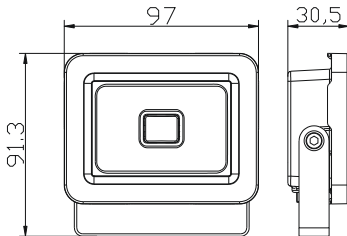


BLACK

WHITE



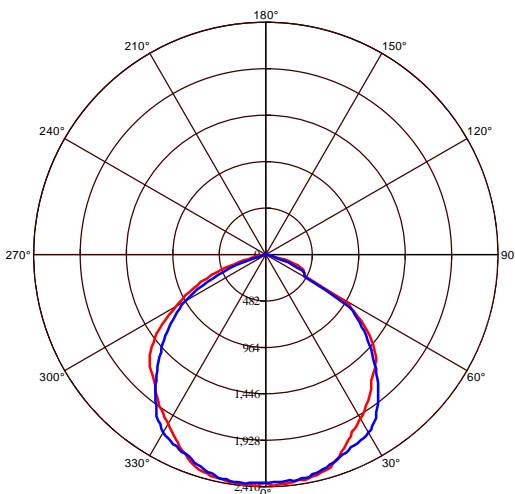
## Technical Drawing



## Technical Data

Voltage (V)	175-250V
Product Wattage (W)	10
Equivalence with incandescent lamp(W)	80
Colour Render Index (Ra)	>Ra80
Colour Temperature (K)	2700K - 6400K - Green
Materials	Aluminium Die Casting Body
Protection Class	I
Dimmable	No
EEI	A E
Warm-up time up to 60 % of the full light output	Instant Full Light
Luminous Flux (lm)	800
Luminous Efficacy (lm/W)	80
Rated Life (hrs) ⌚	30.000
IP Rating	65
Power Factor	>0.9
Beam Angle	100°
Starting Time	<0.2s
Number of ON-OFF cycling	x10.000

## Photometric Diagram



b C0 Plane beam angle(50%) b C90 Plane beam angle(50%)

C0 Plane beam angle(50%):111.8(DEG) C90 Plane beam angle(50%):107.9(DEG)

## Applications

- Stadiums, Outdoor



## Features

- High Lumen and CRI, Good quality & Constant Current driver.
- High heat dissipation, low carbon and environmental protection.
- SMD LED Lamp Base.
- Very low energy consumption.





# LED PROJECTOR

699.00

Product Code: 068 010 0030

**ASLAN-30**

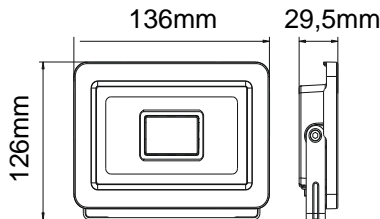


BLACK

WHITE



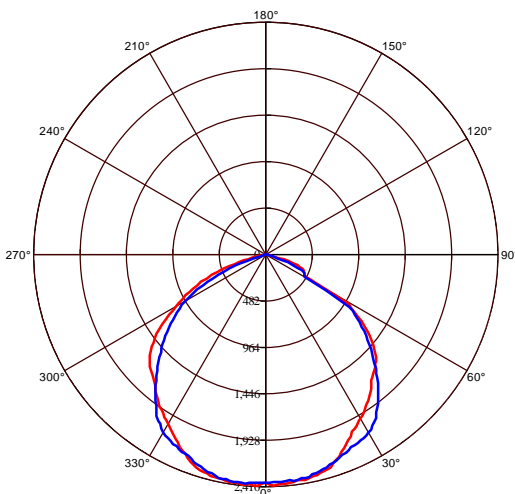
## Technical Drawing



## Technical Data

Voltage (V)	175-250V
Product Wattage (W)	30
Equivalence with incandescent lamp(W)	240
Colour Render Index (Ra)	>Ra80
Colour Temperature (K)	2700K - 6400K - Green
Materials	Aluminium Die Casting Body
Protection Class	I
Dimmable	No
EEI	A E
Warm-up time up to 60 % of the full light output	Instant Full Light
Luminous Flux (lm)	3380
Luminous Efficacy (lm/W)	113
Rated Life (hrs) ⌚	30.000
IP Rating	65
Power Factor	>0.9
Beam Angle	100°
Starting Time	<0.2s
Number of ON-OFF cycling	x10.000

## Photometric Diagram



b C0 Plane beam angle(50%) b C90 Plane beam angle(50%)

C0 Plane beam angle(50%):111.8(DEG) C90 Plane beam angle(50%):107.9(DEG)

## Applications

- Stadiums, Outdoor



## Features

- High Lumen and CRI, Good quality & Constant Current driver.
- High heat dissipation, low carbon and environmental protection.
- SMD LED Lamp Base.
- Very low energy consumption.



# LED PROJECTOR

799.00

Product Code: 068 010 0050

**ASLAN-50**

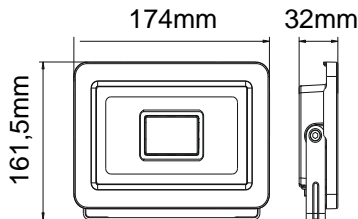


BLACK


WHITE



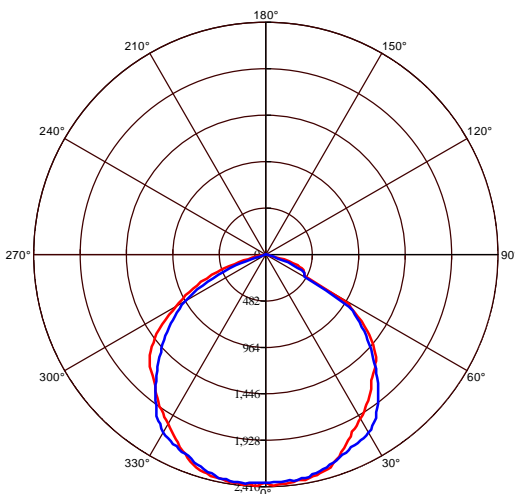
## Technical Drawing



## Technical Data

Voltage (V)	175-250V
Product Wattage (W)	50
Equivalence with incandescent lamp(W)	400
Colour Render Index (Ra)	>Ra80
Colour Temperature (K)	2700K - 6400K - Green
Materials	Aluminium Die Casting Body
Protection Class	I
Dimmable	No
EEI	
Warm-up time up to 60 % of the full light output	Instant Full Light
Luminous Flux (lm)	5750
Luminous Efficacy (lm/W)	115
Rated Life (hrs) ⌚	30.000
IP Rating	65
Power Factor	>0.9
Beam Angle	100°
Starting Time	<0.2s
Number of ON-OFF cycling	x10.000

## Photometric Diagram



b C0 Plane beam angle(50%) b C90 Plane beam angle(50%)

C0 Plane beam angle(50%):111.8(DEG) C90 Plane beam angle(50%):107.9(DEG)

## Applications

- Stadiums, Outdoor



## Features

- High Lumen and CRI, Good quality & Constant Current driver.
- High heat dissipation, low carbon and environmental protection.
- SMD LED Lamp Base.
- Very low energy consumption.



# LED PROJECTOR

1799.00

Product Code: 068 010 0100

**ASLAN-100**

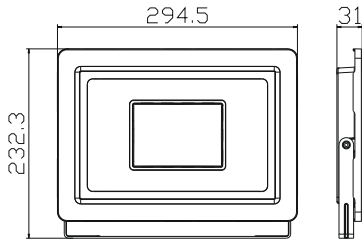


BLACK

WHITE



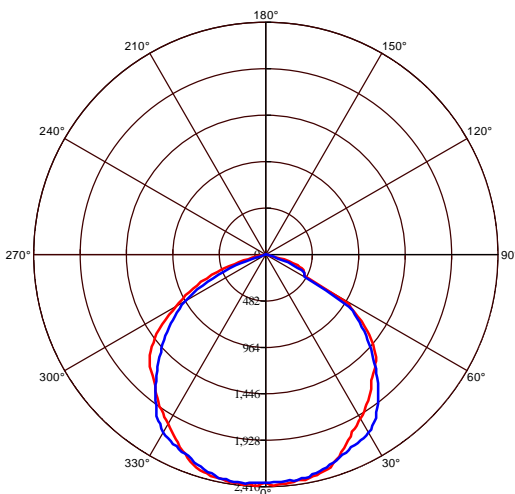
## Technical Drawing



## Technical Data

Voltage (V)	175-250V
Product Wattage (W)	100
Equivalence with incandescent lamp(W)	800
Colour Render Index (Ra)	>Ra80
Colour Temperature (K)	2700K - 6400K
Materials	Aluminium Die Casting Body
Protection Class	I
Dimmable	No
EEI	A E
Warm-up time up to 60 %of the full light output	Instant Full Light
Luminous Flux (lm)	8000
Luminous Efficacy (lm/W)	80
Rated Life (hrs) ⌚	30.000
IP Rating	65
Power Factor	>0.9
Beam Angle	100°
Starting Time	<0.2s
Number of ON-OFF cycling	x10.000

## Photometric Diagram



b C0 Plane beam angle(50%) b C90 Plane beam angle(50%)

C0 Plane beam angle(50%):111.8(DEG) C90 Plane beam angle(50%):107.9(DEG)

## Applications

- Stadiums, Outdoor



## Features

- High Lumen and CRI, Good quality & Constant Current driver.
- High heat dissipation, low carbon and environmental protection.
- SMD LED Lamp Base.
- Very low energy consumption.



# LED PROJECTOR

3899.00

Product Code: 068 010 0200

**ASLAN-200**

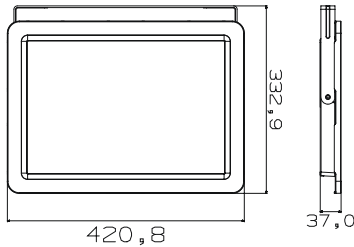


BLACK

WHITE



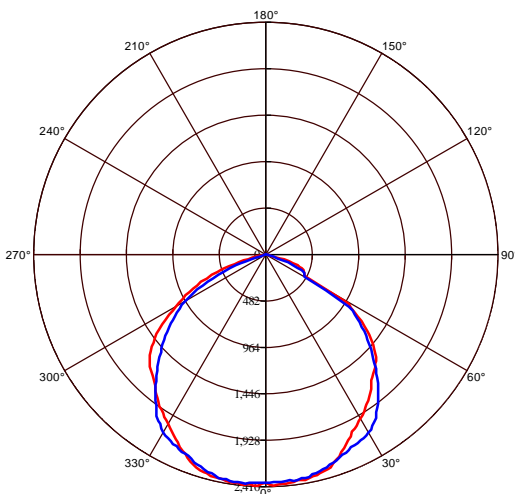
## Technical Drawing



## Technical Data

Voltage (V)	175-250V
Product Wattage (W)	200
Equivalence with incandescent lamp(W)	1600
Colour Render Index (Ra)	>Ra80
Colour Temperature (K)	2700K - 6400K
Materials	Aluminium Die Casting Body
Protection Class	I
Dimmable	No
EEI	A E
Warm-up time up to 60 % of the full light output	Instant Full Light
Luminous Flux (lm)	16000
Luminous Efficacy (lm/W)	80
Rated Life (hrs) ⌚	30.000
IP Rating	65
Power Factor	>0.9
Beam Angle	100°
Starting Time	<0.2s
Number of ON-OFF cycling	x10.000

## Photometric Diagram



b C0 Plane beam angle(50%) b C90 Plane beam angle(50%)

C0 Plane beam angle(50%):111.8(DEG) C90 Plane beam angle(50%):107.9(DEG)

## Applications

- Stadiums, Outdoor



## Features

- High Lumen and CRI, Good quality & Constant Current driver.
- High heat dissipation, low carbon and environmental protection.
- SMD LED Lamp Base.
- Very low energy consumption.



# LED PROJECTOR

8899.00

Product Code: 068 010 0300

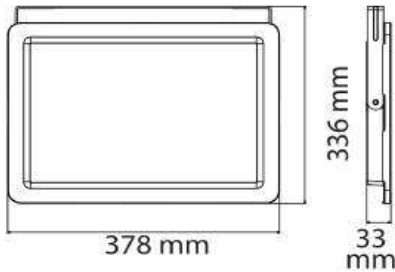
**ASLAN-300**



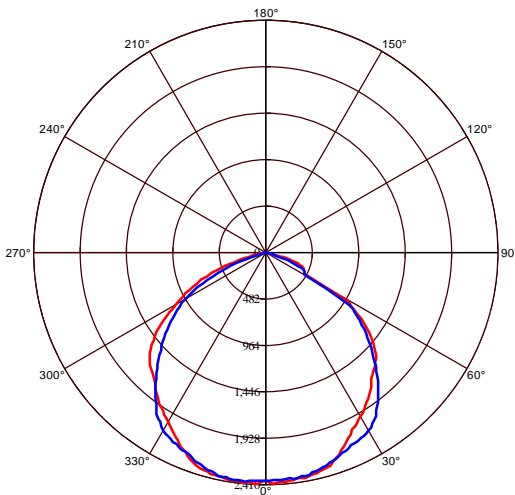
BLACK



## Technical Drawing




## Photometric Diagram



b C0 Plane beam angle(50%) b C90 Plane beam angle(50%)

C0 Plane beam angle(50%):111.8(DEG) C90 Plane beam angle(50%):107.9(DEG)

## Technical Data

Voltage (V)	175-250V
Product Wattage (W)	300
Equivalence with incandescent lamp(W)	2400
Colour Render Index (Ra)	>Ra80
Colour Temperature (K)	6400K
Materials	Aluminium Die Casting Body
Protection Class	I
Dimmable	No
EEI	
Warm-up time up to 60 % of the full light output	Instant Full Light
Luminous Flux (lm)	31740
Luminous Efficacy (lm/W)	80
Rated Life (hrs) ⌚	30.000
IP Rating	65
Power Factor	>0.9
Beam Angle	120°
Starting Time	<0.2s
Number of ON-OFF cycling	x10.000

## Applications

- Stadiums, Outdoor



## Features

- High Lumen and CRI, Good quality & Constant Current driver.
- High heat dissipation, low carbon and environmental protection.
- SMD LED Lamp Base.
- Very low energy consumption.



# LED PROJECTOR WITH SENSOR

1482.00

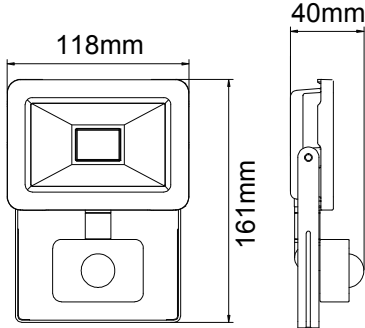
Product Code: 068 011 0020

ASLAN/S-20

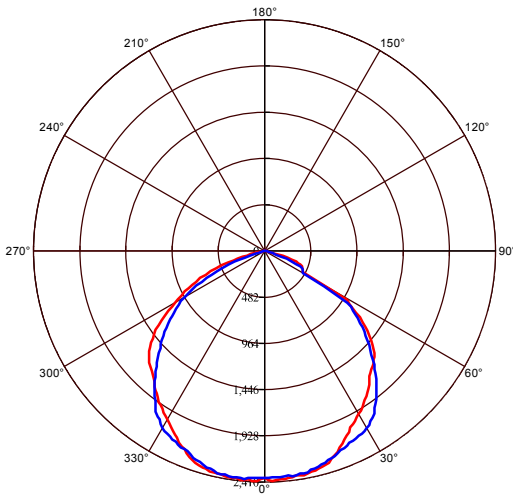


BLACK  
WHITE

## Technical Drawing




## Photometric Diagram



☑ C0 Plane beam angle(50%) ☑ C90 Plane beam angle(50%)

C0 Plane beam angle(50%):111.8(DEG) C90 Plane beam angle(50%):107.9(DEG)

## Technical Data

Voltage (V)	175-250V
Product Wattage (W)	20
Equivalence with incandescent lamp(W)	160
Colour Render Index (Ra)	>Ra80
Colour Temperature (K)	6400K
Materials	Aluminium Die Casting Body
Protection Class	I
Dimmable	No
EEI	
Warm-up time up to 60 % of the full light output	Instant Full Light
Luminous Flux (lm)	2200
Luminous Efficacy (lm/W)	110
Rated Life (hrs) ⌚	30.000
IP Rating	65
Power Factor	>0.9
Beam Angle	120°
Starting Time	<0.2s
Number of ON-OFF cycling	x15.000
Detection Distance	2-8m
Duration Time	12sec~7min±2min

## Applications

- Stadiums, Outdoor



## Features

- High Lumen and CRI, Good quality & Constant Current driver.
- High heat dissipation, low carbon and environmental protection.
- SMD LED Lamp Base.
- Very low energy consumption.



# LED PROJECTOR WITH SENSOR

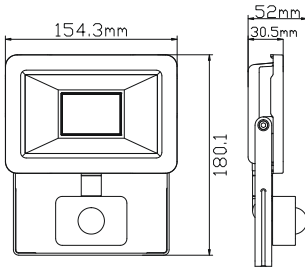
1641.00

Product Code: 068 011 0030

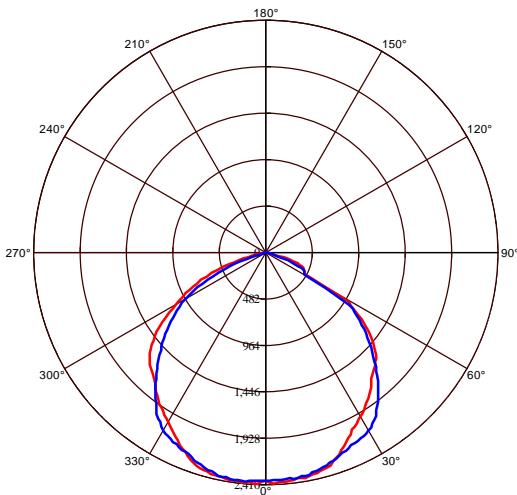
ASLAN/S-30



## Technical Drawing



## Photometric Diagram



b C0 Plane beam angle(50%) b C90 Plane beam angle(50%)

C0 Plane beam angle(50%):111.8(DEG) C90 Plane beam angle(50%):107.9(DEG)

## Technical Data

Voltage (V)	175-250V
Product Wattage (W)	30
Equivalence with incandescent lamp(W)	240
Colour Render Index (Ra)	>Ra80
Colour Temperature (K)	6400K
Materials	Aluminium Die Casting Body
Protection Class	I
Dimmable	No
EEI	A E
Warm-up time up to 60 %of the full light output	Instant Full Light
Luminous Flux (lm)	2400
Luminous Efficacy (lm/W)	80
Rated Life (hrs) ⌚	30.000
IP Rating	65
Power Factor	>0.9
Beam Angle	120°
Starting Time	<0.2s
Number of ON-OFF cycling	x15.000
Detection Distance	2-8m
Duration Time	12sec~7min±2min

## Applications

- Stadiums, Outdoor



## Features

- High Lumen and CRI, Good quality & Constant Current driver.
- High heat dissipation, low carbon and environmental protection.
- SMD LED Lamp Base.
- Very low energy consumption.



# LED PROJECTOR WITH SENSOR

2053.00

Product Code: 068 011 0050

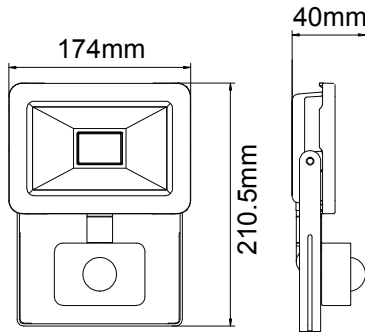
ASLAN/S-50



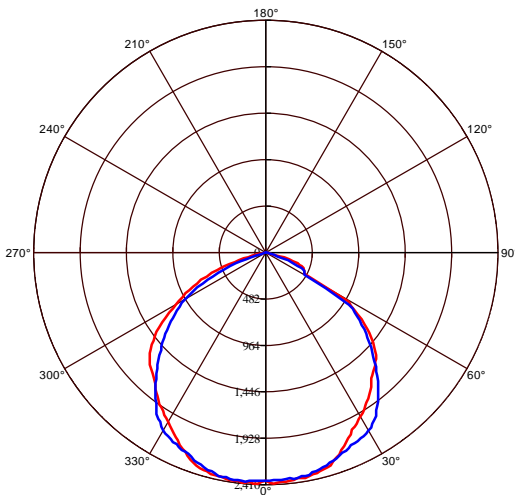
## Technical Data

Voltage (V)	175-250V
Product Wattage (W)	50
Equivalence with incandescent lamp(W)	400
Colour Render Index (Ra)	>Ra80
Colour Temperature (K)	6400K
Materials	Aluminium Die Casting Body
Protection Class	I
Dimmable	No
EEI	A E
Warm-up time up to 60 %of the full light output	Instant Full Light
Luminous Flux (lm)	5500
Luminous Efficacy (lm/W)	110
Rated Life (hrs) ⌚	30.000
IP Rating	65
Power Factor	>0.9
Beam Angle	120°
Starting Time	<0.2s
Number of ON-OFF cycling	x15.000
Detection Distance	2-8m
Duration Time	12sec~7min±2min

## Technical Drawing



## Photometric Diagram



b C0 Plane beam angle(50%) b C90 Plane beam angle(50%)

C0 Plane beam angle(50%):111.8(DEG) C90 Plane beam angle(50%):107.9(DEG)

## Applications

- Stadiums, Outdoor



## Features

- High Lumen and CRI, Good quality & Constant Current driver.
- High heat dissipation, low carbon and environmental protection.
- SMD LED Lamp Base.
- Very low energy consumption.



# LED PROJECTOR

1799.00

Product Code: 068 030 1050


PALLAS-50 3CCT



## CCT ADJUSTABLE




### Technical Data

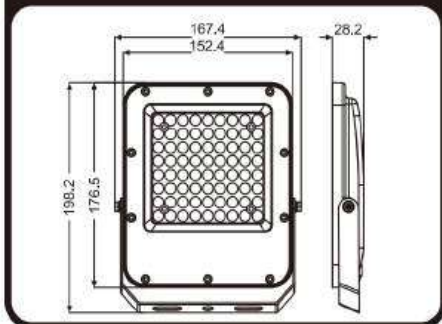
Voltage (V)	145-265V
Product Wattage (W)	50
Equivalence with incandescent lamp(W)	400
Colour Render Index (Ra)	>Ra80
Colour Temperature (K)	3CCT
Materials	Aluminium
Protection Class	I
Dimmable	No
EEI	
Warm-up time up to 60 % of the full light output	Instant Full Light
Luminous Flux (lm)	6500
Luminous Efficacy (lm/W)	130
Rated Life (hrs) ⌚	30.000
IP Rating	65
Power Factor	>0.9
Beam Angle	90°
Starting Time	<0.2s
Number of ON-OFF cycling	x15.000

### Applications

- Stadiums, Outdoor



### Technical Drawing



### Features

- High Lumen and CRI, Good quality & Constant Current driver.
- High heat dissipation, low carbon and environmental protection.
- SMD LED Lamp Base.
- Very low energy consumption.



# LED PROJECTOR

2999.00

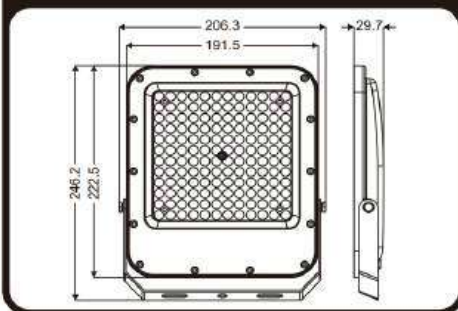
Product Code: 068 030 1100

**PALLAS-100 3CCT**



## CCT ADJUSTABLE



## Technical Drawing




## Technical Data

Voltage (V)	145-265V
Product Wattage (W)	100
Equivalence with incandescent lamp(W)	800
Colour Render Index (Ra)	>Ra80
Colour Temperature (K)	3CCT
Materials	Aluminium
Protection Class	I
Dimmable	No
EEI	
Warm-up time up to 60 % of the full light output	Instant Full Light
Luminous Flux (lm)	13000
Luminous Efficacy (lm/W)	130
Rated Life (hrs) ⌚	30.000
IP Rating	65
Power Factor	>0.9
Beam Angle	90°
Starting Time	<0.2s
Number of ON-OFF cycling	x15.000

## Applications

- Stadiums, Outdoor



## Features

- High Lumen and CRI, Good quality & Constant Current driver.
- High heat dissipation, low carbon and environmental protection.
- SMD LED Lamp Base.
- Very low energy consumption.



# LED PROJECTOR


6199.00

Product Code: 068 030 1200

PALLAS-200 3CCT



## Technical Data


Voltage (V)	145-265V
Product Wattage (W)	200
Equivalence with incandescent lamp(W)	1600
Colour Render Index (Ra)	>Ra80
Colour Temperature (K)	3CCT
Materials	Aluminium
Protection Class	I
Dimmable	No
EEI	
Warm-up time up to 60 % of the full light output	Instant Full Light
Luminous Flux (lm)	26000
Luminous Efficacy (lm/W)	130
Rated Life (hrs) ⌚	30.000
IP Rating	65
Power Factor	>0.9
Beam Angle	90°
Starting Time	<0.2s
Number of ON-OFF cycling	x15.000

## CCT ADJUSTABLE

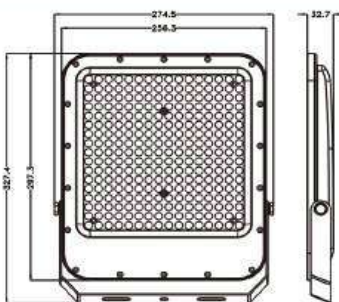


## Applications

- Stadiums, Outdoor



## Technical Drawing



## Features

- High Lumen and CRI, Good quality & Constant Current driver.
- High heat dissipation, low carbon and environmental protection.
- SMD LED Lamp Base.
- Very low energy consumption.




# LED PROJECTOR

8999.00

Product Code: 068 030 1300

**PALLAS-300 3CCT**



Technical Data	
Voltage (V)	145-265V
Product Wattage (W)	300
Equivalence with incandescent lamp(W)	2400
Colour Render Index (Ra)	>Ra80
Colour Temperature (K)	3CCT
Materials	Aluminium
Protection Class	I
Dimmable	No
EEI	
Warm-up time up to 60 % of the full light output	Instant Full Light
Luminous Flux (lm)	39000
Luminous Efficacy (lm/W)	130
Rated Life (hrs) ⌚	30.000
IP Rating	65
Power Factor	>0.9
Beam Angle	90°
Starting Time	<0.2s
Number of ON-OFF cycling	x15.000

## CCT ADJUSTABLE

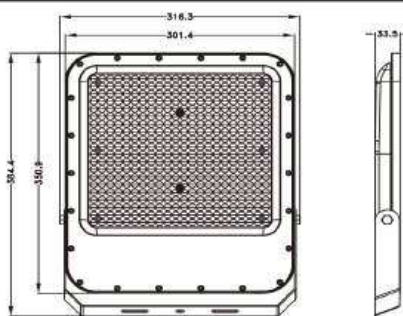


## Applications

- Stadiums, Outdoor



## Technical Drawing



## Features

- High Lumen and CRI, Good quality & Constant Current driver.
- High heat dissipation, low carbon and environmental protection.
- SMD LED Lamp Base.
- Very low energy consumption.



# LED SOLAR PROJECTOR

3968.00

Product&amp;Family Code:

068 012 2100


**TIGER PRO-100 3CCT**

**BLACK**

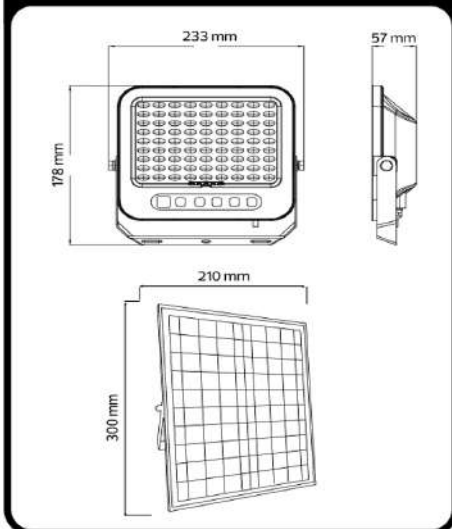

## Technical Data

Voltage (V)	3.2V 8Ah LiFePO4
Product Wattage (W)	100
Colour Render Index (Ra)	>Ra70
Colour Temperature (K)	3CCT
Materials	ABS+PC
Protection Class	III
Dimmable	No
EEI	-
Warm-up time up to 60 %of the full light output	Instant Full Light
Luminous Flux (lm)	1100
Charging Time (h) :	4-6H
Duration Time (hrs) ⏴	12-14H
Solar Panel	6V/10W(Monocrystalline)
IP Rating	65
Beam Angle	120°
Remote Control	12m
Installation Height(m)	2m
Charging&Discharging Time:	> 1500
Cable Length	With 5m Cable & U Bracket

## CCT ADJUSTABLE



## Technical Drawing



## Applications

- Outdoor applications.



## Features

- High Lumen and CRI, Good quality & Constant Current driver.
- High heat dissipation, low carbon and environmental protection.
- SMD LED Lamp Base.
- Plastic Body



# LED PROJECTOR

17792.00

Product Code: 068 033 0400


**BORNEO-400**


## Technical Data

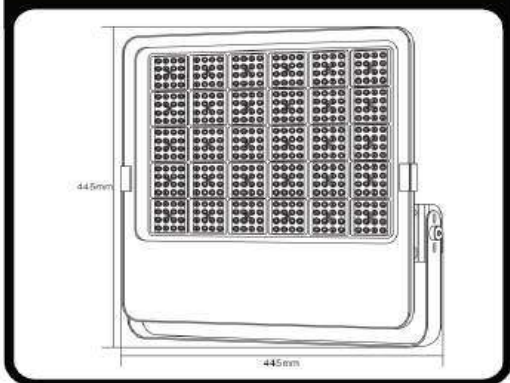
Voltage (V)	100-265V
Product Wattage (W)	400
Equivalence with incandescent lamp(W)	3200
Colour Render Index (Ra)	>Ra80
Colour Temperature (K)	6400K
Materials	Aluminium
Protection Class	I
Dimmable	No
Warm-up time up to 60 %of the full light output	Instant Full Light
Luminous Flux (lm)	48000
Luminous Efficacy (lm/W)	120
Rated Life (hrs) ⌚	30.000
IP Rating	65
Power Factor	>0.9
Beam Angle	120°
Starting Time	<0.2s
Number of ON-OFF cycling	x15.000

## Applications

- Stadiums, Outdoor



## Technical Drawing



## Features

- High Lumen and CRI, Good quality & Constant Current driver.
- High heat dissipation, low carbon and environmental protection.
- SMD LED Lamp Base.
- Very low energy consumption.



# LED WORKLIGHT

4554.00

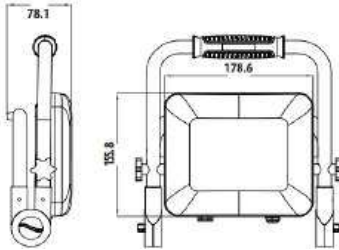
Product Code: 068 032 0050

PEGASUS/W-50

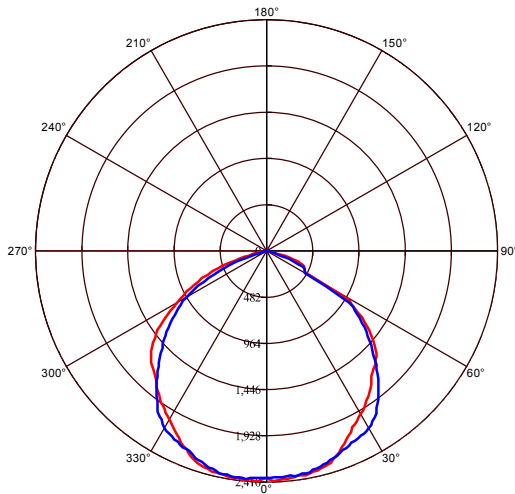


BLACK

## Technical Drawing




## Photometric Diagram



☑ C0 Plane beam angle(50%) ☑ C90 Plane beam angle(50%)


C0 Plane beam angle(50%):111.8(DEG) C90 Plane beam angle(50%):107.9(DEG)

## Technical Data

Voltage (V)	100-265V
Product Wattage (W)	50
Equivalence with incandescent lamp(W)	400
Colour Render Index (Ra)	>Ra80
Colour Temperature (K)	6400K
Materials	Aluminium Die Casting Body
Protection Class	I
Dimmable	No
EEI	
Warm-up time up to 60 %of the full light output	Instant Full Light
Luminous Flux (lm)	5750
Luminous Efficacy (lm/W)	115
Rated Life (hrs) ⌚	30.000
IP Rating	65
Power Factor	>0.5
Beam Angle	100°
Starting Time	<0.2s
Number of ON-OFF cycling	x15.000

## Applications

- Stadiums, Outdoor



## Features

- High Lumen and CRI, Good quality & Constant Current driver.
- High heat dissipation, low carbon and environmental protection.
- SMD LED Lamp Base.
- Very low energy consumption.



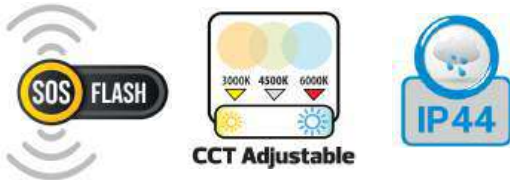
# LED SOLAR PROJECTOR

2103.00

Product&Family Code:

068 027 0200

TURBO-200



## Technical Data

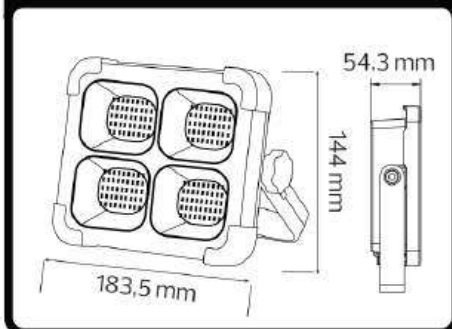
Voltage (V)	3.7V 4000mAh
Product Wattage (W)	200W
Colour Render Index (Ra)	>Ra80
Colour Temperature (K)	3000K-4500K-6000K
Materials	PLASTIC
Protection Class	III
Dimmable	No
EEI	-
Warm-up time up to 60 % of the full light output	Instant Full Light
Luminous Flux (lm)	1466
Charging Time (h) :	5-7H CLOUDY and RAINY days: 2days
Solar Panel	5V 1.3W
IP Rating	44
Beam Angle	120°
Installation Height(m)	3m
Charging&Discharging Time:	> 1500

## Applications

- Outdoor applications.



## Technical Drawing



## Features

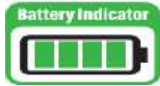
- High Lumen and CRI, Good quality & Constant Current driver.-
- High heat dissipation, low carbon and environmental protection.-
- SMD LED Lamp Base.
- Plastic Body



# LED SOLAR STREET LAMP

**3898.00**

Product&amp;Family Code:

**074 009 2100**
**GRAND PRO-100**


## Technical Data

Voltage (V)	3.2V/5Ah Lithium Iron Phosphate
Product Wattage (W)	100
Colour Render Index (Ra)	>Ra70
Colour Temperature (K)	6400K
Materials	ABS + Photovoltaic
Protection Class	III
Dimmable	No
Warm-up time up to 60 %of the full light output	Instant Full Light
Luminous Flux (lm)	1150
Charging Time (h) :	4-6H
Duration Time (hrs) ⌚	12-14H
Solar Panel	5V/8W(Monocrystal Panel)
IP Rating	65
Beam Angle	120°
Irradiation Area (m2)	30
Installation Height(m)	3-6m
Charging&Discharging Time:	> 1200

## Applications

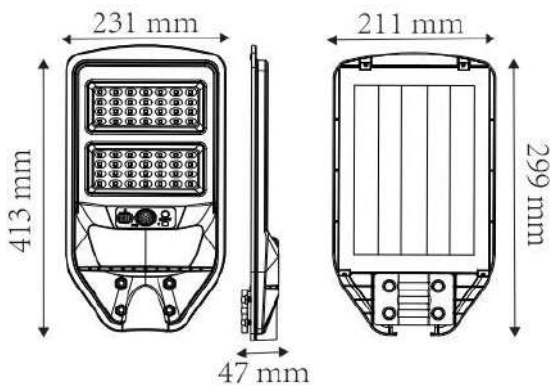
- Outdoor applications.



## Features

- High Lumen and CRI, Good quality & Constant Current driver.
- High heat dissipation, low carbon and environmental protection.
- SMD LED Lamp Base.

## Technical Drawing



# LED UFO HIGH BAY LAMP

3629.00

Product&Family Code: 063 008 0100

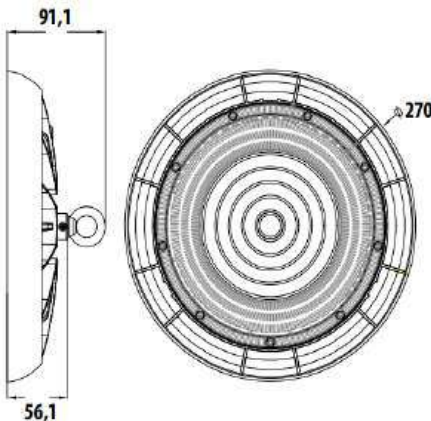
AGORA-100



## Technical Data

Voltage (V)	100-265V
Product Wattage (W)	100
Equivalence with incandescent lamp(W)	800
Colour Render Index (Ra)	>Ra 80
Colour Temperature (K)	6400K
Materials	Aluminium Die Casting Body
Protection Class	I
Dimmable	No
EEI	A D
Warm-up time up to 60 %of the full light output	Instant Full Light
Luminous Flux (lm)	13.000
Luminous Efficacy (lm/W)	130
Rated Life (hrs) ⌚	30000
IP Rating	65
Power Factor	>0.9
Beam Angle	90°
Starting Time	<0.2s
Number of ON-OFF cycling	x15.000

## Technical Drawing



## Applications

- Warehouse, indoor and outdoor lighting areas.



## Features

- High Lumen and CRI, Good quality & Constant Current driver.
- High heat dissipation, low carbon and environmental protection.
- SMD LED Lamp Base.
- Very low energy consumption.




# LED UFO HIGH BAY LAMP

4626.00

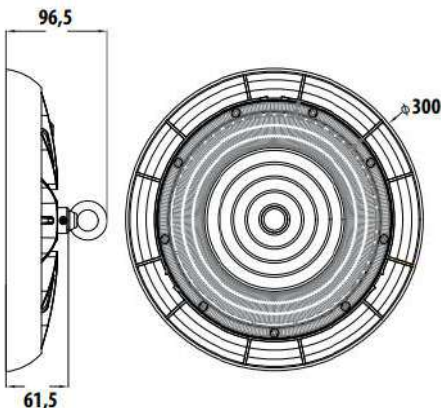
Product&amp;Family Code: 063 008 0150

**AGORA-150**


## Technical Data

Voltage (V)	100-265V
Product Wattage (W)	150
Equivalence with incandescent lamp(W)	1200
Colour Render Index (Ra)	>Ra 80
Colour Temperature (K)	6400K
Materials	Aluminium Die Casting Body
Protection Class	I
Dimmable	No
EEI	
Warm-up time up to 60 % of the full light output	Instant Full Light
Luminous Flux (lm)	19.5000
Luminous Efficacy (lm/W)	130
Rated Life (hrs) ⌚	30000
IP Rating	65
Power Factor	>0.9
Beam Angle	90°
Starting Time	<0.2s
Number of ON-OFF cycling	x15.000

## Technical Drawing



## Applications

- Warehouse, indoor and outdoor lighting areas.



## Features

- High Lumen and CRI, Good quality & Constant Current driver.
- High heat dissipation, low carbon and environmental protection.
- SMD LED Lamp Base.
- Very low energy consumption.



# WATERPROOF LED TUBE FIXTURE

1999.00

Product Code: **057 003 2120****PROMASTER**

## Technical Data

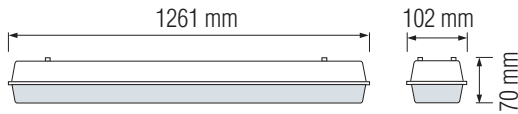
Voltage (V)	175-250V
Product Wattage (W)	Max. 2x40W
Lamp Type	T8
WEEE Regulation Appropriate	Yes
Materials	ABS + PC Cover
Protection Class	I
Dimmable	No
IP Rating	65

## Applications

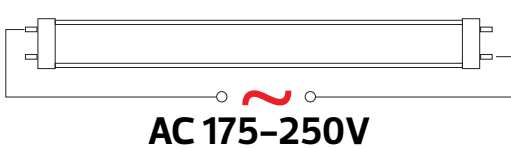
- Under shop awnings, car parks, school perimeters, warehouse.



## Technical Drawing



## Connection Diagram For LED Tube



## Features

- High heat dissipation, low carbon and environmental protection.
- LED tube not included.
- For 120 cm double side energized LED Tubes



DOUBLE T8

# WATERPROOF LED TUBE FIXTURE

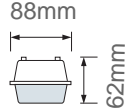
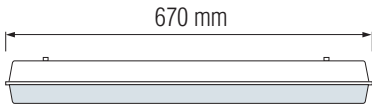
999.00

Product Code:

057 001 2060

**PROFIX-60D**



## Technical Drawing



## Technical Data

Voltage (V)	175-250V
Product Wattage (W)	Max. 2x20W
Lamp Type	2 x T8
WEEE Regulation Appropriate	Yes
Materials	ABS + PS Cover
Protection Class	II
Dimmable	No
IP Rating	54

## Connection Diagram



AC 175-250V

## Applications

- Under shop awnings, car parks, school perimeters, warehouse.



## Features

- High heat dissipation, low carbon and environmental protection.
- LED tube not included.
- For 60/120 cm double side energized LED Tubes



# WATERPROOF LED TUBE FIXTURE

1499.00

Product Code:

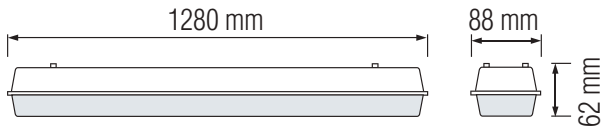
057 001 2120

**PROFIX-120D**

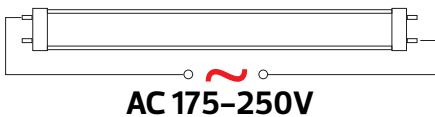

## Technical Data

Voltage (V)	175-250V
Product Wattage (W)	Max. 2x40W
Lamp Type	2 x T8
WEEE Regulation Appropriate	Yes
Materials	ABS + PS Cover
Protection Class	II
Dimmable	No
IP Rating	54

## Technical Drawing



## Connection Diagram



## Applications

- Under shop awnings, car parks, school perimeters, warehouse.



## Features

- High heat dissipation, low carbon and environmental protection.
- LED tube not included.
- For 60/120 cm double side energized LED Tubes



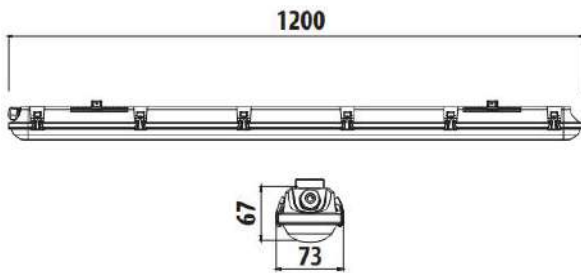
# LED WATERPROOF LAMP

2951.00

Product Code: 059 011 0036

**NAVIGATOR-36**


## Technical Drawing



## Technical Data

Voltage (V)	170-260
Product Wattage (W)	36
Equivalence with incandescent lamp(W)	288
Colour Render Index (Ra)	>Ra80
Colour Temperature (K)	6400K
Max. Connectable Units	8 Pcs
Materials	ABS (Body) + PC (Cover)
Protection Class	I
Dimmable	No
EEL	-
Warm-up time up to 60 %of the full light output	Instant Full Light
Luminous Flux (lm)	3600
Luminous Efficacy (lm/W)	100
Rated Life (hrs) ⌚	40.000
IP Rating	65
Power Factor	>0.5
Beam Angle	120°
Starting Time	<0.2s
Number of ON-OFF cycling	20.000x

## Applications

- Under shop awnings, car parks, school perimeters, warehouse.



## Features

- High Lumen and CRI, Good quality & Constant Current driver.
- High heat dissipation, low carbon and environmental protection.
- SMD LED Lamp Base.
- Very low energy consumption.



# LED BATTEN LIGHT

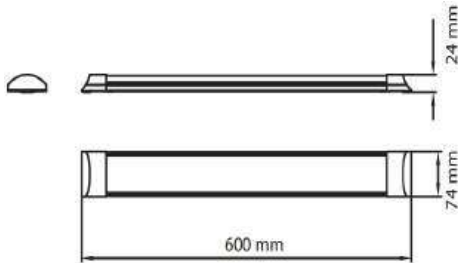
464.00

Product&Family Code: 052 003 0060

**TETRA-18**



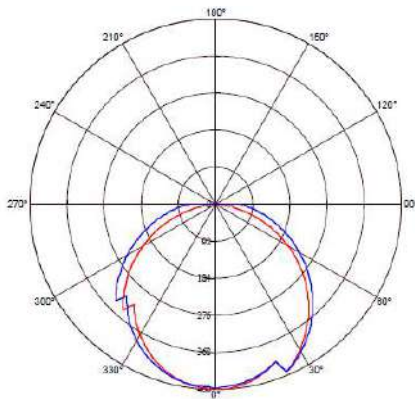
## Technical Drawing



## Technical Data

Voltage (V)	176-265V
Product Wattage (W)	18
Equivalence with incandescent lamp(W)	144
Colour Render Index (Ra)	>Ra70
Colour Temperature (K)	6400K
Materials	PS + METAL
Protection Class	II
Dimmable	No
EEI	-
Warm-up time up to 60 %of the full light output	Instant Full Light
Luminous Flux (lm)	1135
Luminous Efficacy (lm/W)	63
Rated Life (hrs) Ⓣ	20.000
IP Rating	20
Power Factor	>0.5
Beam Angle	120°
Size (cm)	60
Number of ON-OFF cycling	x10.000

## Photometric Diagram



1° C0 Plane beam angle(50%) 1° C90 Plane beam angle(50%)  
C0 Plane beam angle(50%):113.7(DEG) C90 Plane beam angle(50%):124.2(DEG)

## Applications

- Designed indoor applications.



## Features

- High Lumen and CRI, Good quality & Constant Current driver.
- High heat dissipation, low carbon and environmental protection.
- SMD LED Lamp Base.
- Very low energy consumption.



# LED BATTEN LIGHT

685.00

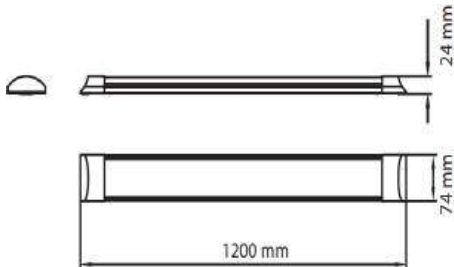
Product&Family Code:

052 003 0120

**TETRA-36**



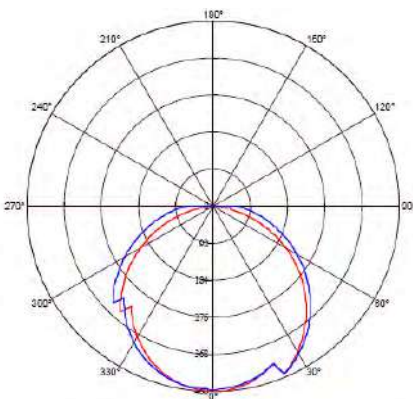
## Technical Drawing



## Technical Data

Voltage (V)	176-265V
Product Wattage (W)	36
Equivalence with incandescent lamp(W)	288
Colour Render Index (Ra)	>Ra70
Colour Temperature (K)	6400K
Materials	PS + METAL
Protection Class	II
Dimmable	No
EEL	
Warm-up time up to 60 %of the full light output	Instant Full Light
Luminous Flux (lm)	2269
Luminous Efficacy (lm/W)	63
Rated Life (hrs) Ⓣ	20.000
IP Rating	20
Power Factor	>0.5
Beam Angle	120°
Size (cm)	120
Number of ON-OFF cycling	x10.000

## Photometric Diagram



## Applications

- Designed indoor applications.



## Features

- High Lumen and CRI, Good quality & Constant Current driver.
- High heat dissipation, low carbon and environmental protection.
- SMD LED Lamp Base.
- Very low energy consumption.



# LED BATTEN LIGHT

Product&Family Code:

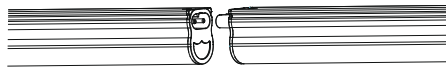
816.00

052 002 0120

OMEGA-16

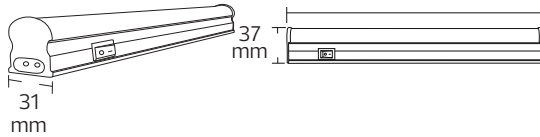
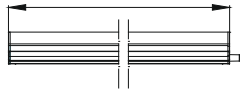


LINKABLE

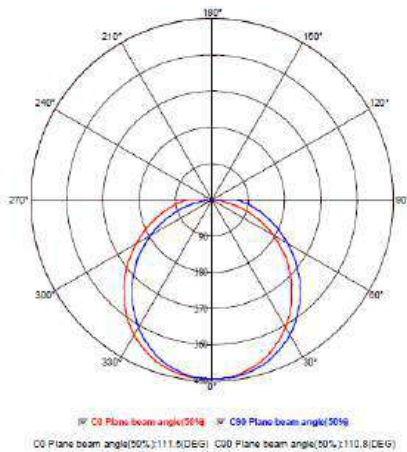


## Technical Drawing

6W-285 mm 12W-855 mm  
9W-535 mm 16W-1155 mm



## Photometric Diagram



## Technical Data

Voltage (V)	176-265V
Product Wattage (W)	16
Equivalence with incandescent lamp(W)	128
Colour Render Index (Ra)	>Ra70
Colour Temperature (K)	6400K
Materials	PC
Protection Class	II
Dimmable	No
EEI	-
Warm-up time up to 60 % of the full light output	Instant Full Light
Luminous Flux (lm)	1136
Luminous Efficacy (lm/W)	71
Rated Life (hrs) ⌚	20.000
IP Rating	20
Power Factor	>0.5
Beam Angle	120°
Size (mm)	1155
Number of ON-OFF cycling	x10.000

## Applications

- Designed indoor applications.



## Features

- High Lumen and CRI, Good quality & Constant Current driver.
- High heat dissipation, low carbon and environmental protection.
- SMD LED Lamp Base.
- Very low energy consumption.



# LED BATTEN LIGHT

518.00

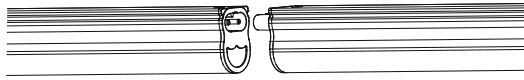
052 001 0060

SIGMA-7

Product&Family Code:

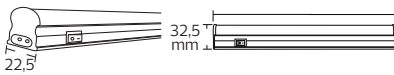


LINKABLE

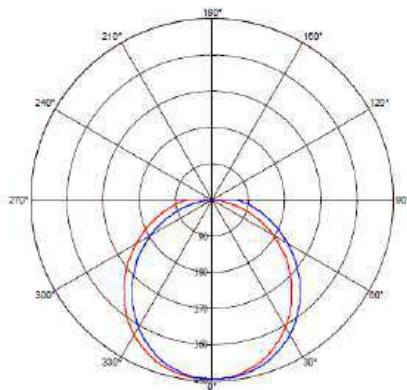


## Technical Drawing

4W-282 mm      10W-856 mm  
7W-546 mm      14W-1156 mm



## Photometric Diagram



10° C0 Plane beam angle(50%) 10° C90 Plane beam angle(50%)  
00° Plane beam angle(50%)111.8(DEG) 00° Plane beam angle(50%)110.8(DEG)

## Technical Data

Voltage (V)	176-265V
Product Wattage (W)	7
Equivalence with incandescent lamp(W)	32 - 56 - 80 - 112
Colour Render Index (Ra)	>Ra70
Colour Temperature (K)	6400K
Materials	PC
Protection Class	II
Dimmable	No
EEI	-
Warm-up time up to 60 %of the full light output	Instant Full Light
Luminous Flux (lm)	254 - 552 - 846 - 1100
Luminous Efficacy (lm/W)	63 - 78 - 84 - 79
Rated Life (hrs) ⌚	20.000
IP Rating	20
Power Factor	>0.5
Beam Angle	120°
Size (mm)	282 - 546 - 856 - 1156
Number of ON-OFF cycling	x10.000

## Applications

- Designed indoor applications.



## Features


- High Lumen and CRI, Good quality & Constant Current driver.
- High heat dissipation, low carbon and environmental protection.
- SMD LED Lamp Base.
- Very low energy consumption.



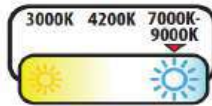
# EMERGENCY LED LANTERN

1500.00

Product Code: 084 014 0002

**MALDINI-2**


WITH STICKERS



## Technical Data

Voltage	220-240V / 50-60Hz
Battery type	2x4V 900mAh Rechargeable Sealed -Acid Battery
Charging Time	24 Hours
Duration Time	3 Hours
Protection Class	II
Warm-up time up to 60 %of the full light output	Instant Full Light
Luminous Flux (lm)	330
Rated Life (hrs) ⌚	30.000 Hrs
IP Rating	20

## Applications

- Designed indoor applications



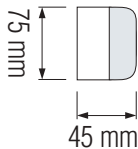
LED LANTERN

RECHARGEABLE

EMERGENCY EXIT

AUTOMATIC LIGHT-UP

## Technical Drawing



## Features

- High Lumen and CRI, Good quality & Constant Current driver.
- High heat dissipation, low carbon and environmental protection.
- SMD LED Lamp Base.
- Innovative Design of Assembly Structure
- Ceiling & Wall-Mounted Emergency & Automatic Light-Up




# EMERGENCY LED LANTERN

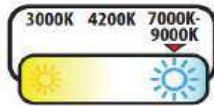
1700.00

Product Code: 084 014 0003

**MALDINI-3**



WITH STICKERS



## Technical Data

Voltage	220-240V / 50-60Hz
Battery type	2x4V 900mAh Rechargeable Sealed -Acid Battery
Charging Time	24 Hours
Duration Time	3 Hours
Protection Class	II
Warm-up time up to 60 %of the full light output	Instant Full Light
Luminous Flux (lm)	410
Rated Life (hrs) ⌚	30.000 Hrs
IP Rating	20

## Applications

- Designed indoor applications



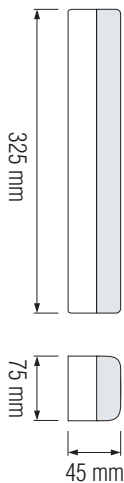
LED LANTERN

RECHARGEABLE

EMERGENCY EXIT

AUTOMATIC LIGHT-UP

## Technical Drawing



## Features

- High Lumen and CRI, Good quality & Constant Current driver.
- High heat dissipation, low carbon and environmental protection.
- SMD LED Lamp Base.
- Innovative Design of Assembly Structure
- Ceiling & Wall-Mounted Emergency & Automatic Light-Up



# LED BULKHEAD LAMP

1460.00

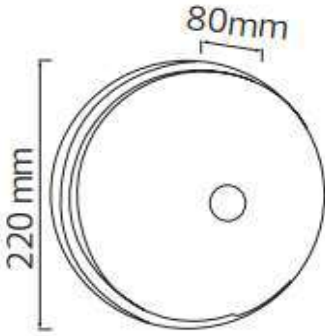
Product&amp;Family Code:

071 014 0020

**BOLKAR-20**


WHITE

## Technical Drawing



## Technical Data

Voltage (V)	160-265V
Product Wattage (W)	20
Equivalence with incandescent lamp(W)	160
Colour Render Index (Ra)	>Ra70
Colour Temperature (K)	6400K
Materials	Polypropylene
Protection Class	II
Dimmable	No
Warm-up time up to 60 %of the full light output	Instant Full Light
Luminous Flux (lm)	2400
Luminous Efficacy (lm/W)	120
Rated Life (hrs) ⌚	30.000
IP Rating	44
Power Factor	>0.5
Beam Angle	127°
Starting Time	<0.2s
Number of ON-OFF cycling	x15.000

## Applications

- Designed Outdoor applications: Corridor, Underground Parking, Basement, Warehouse

## Features

- High Lumen and CRI, Good quality & Constant Current driver.
- High heat dissipation, low carbon and environmental protection.
- SMD LED Lamp Base.
- Innovative Design of Assembly Structure



# LED BULKHEAD LAMP

**733.00**

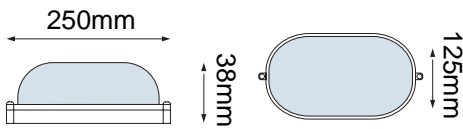
Product&amp;Family Code:

071 015 0024

**FARADAY-24**

**WHITE**

## Technical Drawing



Technical Data	
Voltage (V)	160-265V
Product Wattage (W)	24
Equivalence with incandescent lamp(W)	192
Colour Render Index (Ra)	>Ra70
Colour Temperature (K)	3000K - 6400K
Materials	Plastic
Protection Class	II
Dimmable	No
EEI	-
Warm-up time up to 60 %of the full light output	Instant Full Light
Luminous Flux (lm)	2400
Luminous Efficacy (lm/W)	100
Rated Life (hrs) ⌚	25.000
IP Rating	65
Power Factor	>0.5
Beam Angle	160°
Starting Time	<0.2s
Number of ON-OFF cycling	x12.500

## Applications

- Designed Outdoor applications: Corridor, Underground Parking, Basement, Warehouse



## Features

- High Lumen and CRI, Good quality & Constant Current driver.
- High heat dissipation, low carbon and environmental protection.
- SMD LED Lamp Base.
- Innovative Design of Assembly Structure



# LED BULKHEAD LAMP

**780.00**

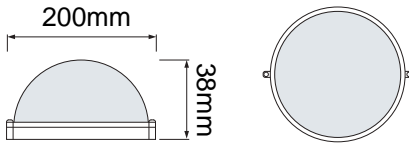
Product&amp;Family Code:

071 016 0024

**NORTON-24**

**WHITE**

## Technical Drawing



## Technical Data

Voltage (V)	160-265V
Product Wattage (W)	24
Equivalence with incandescent lamp(W)	192
Colour Render Index (Ra)	>Ra70
Colour Temperature (K)	3000K - 6400K
Materials	Plastic
Protection Class	II
Dimmable	No
EEI	-
Warm-up time up to 60 %of the full light output	Instant Full Light
Luminous Flux (lm)	2400
Luminous Efficacy (lm/W)	100
Rated Life (hrs) ⌚	30.000
IP Rating	65
Power Factor	>0.5
Beam Angle	160°
Starting Time	<0.2s
Number of ON-OFF cycling	x15.000

## Applications

- Designed Outdoor applications: Corridor, Underground Parking, Basement, Warehouse



## Features

- High Lumen and CRI, Good quality & Constant Current driver.
- High heat dissipation, low carbon and environmental protection.
- SMD LED Lamp Base.
- Innovative Design of Assembly Structure



# LED BULKHEAD LAMP

1911.00

Product&Family Code:


071 018 0015

**PALERMO**



WHITE

BLACK



CCT Adjustable



## Technical Drawing



## Technical Data

Voltage (V)	170-260V
Product Wattage (W)	15
Equivalence with incandescent lamp(W)	90
Colour Render Index (Ra)	>Ra70
Colour Temperature (K)	3CCT
Materials	Plastic
Protection Class	II
Dimmable	No
Warm-up time up to 60 %of the full light output	Instant Full Light
Luminous Flux (lm)	1200
Luminous Efficacy (lm/W)	80
Rated Life (hrs) ⌚	40.000
IP Rating	54
Power Factor	>0.5
Beam Angle	120°
Starting Time	<0.2s
Number of ON-OFF cycling	x20.000

## Applications

- Designed Outdoor applications: Corridor, Underground Parking, Basement, Warehouse

## Features

- High Lumen and CRI, Good quality & Constant Current driver.
- High heat dissipation, low carbon and environmental protection.
- SMD LED Lamp Base.
- Innovative Design of Assembly Structure




# LED BULKHEAD LAMP

2302.00

Product&amp;Family Code:

071 017 0020

**SORENTO**

 WHITE  
BLACK


CCT Adjustable



## Technical Data

Voltage (V)	170-260V
Product Wattage (W)	20
Equivalence with incandescent lamp(W)	160
Colour Render Index (Ra)	>Ra70
Colour Temperature (K)	3CCT
Materials	Plastic
Protection Class	II
Dimmable	No
Warm-up time up to 60 %of the full light output	Instant Full Light
Luminous Flux (lm)	1600
Luminous Efficacy (lm/W)	80
Rated Life (hrs) ⌚	40.000
IP Rating	54
Power Factor	>0.5
Beam Angle	120°
Starting Time	<0.2s
Number of ON-OFF cycling	x20.000

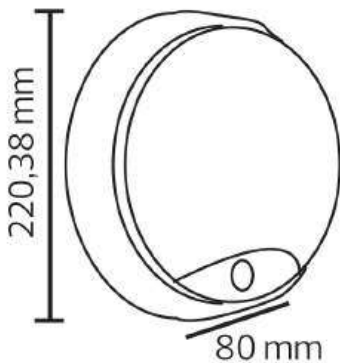
## Applications

- Designed Outdoor applications: Corridor, Underground Parking, Basement, Warehouse

## Features

- High Lumen and CRI, Good quality & Constant Current driver.
- High heat dissipation, low carbon and environmental protection.
- SMD LED Lamp Base.
- Innovative Design of Assembly Structure

## Technical Drawing



# LED EMERGENCY SENSOR DECORATIVE CEILING LAMP



7044.00

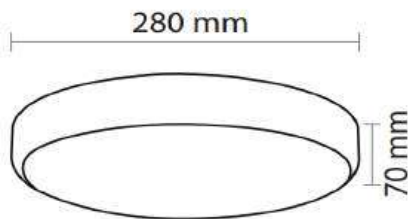
Product&Family Code:

027 024 0025

LUCAS-25 5CCT



## Technical Drawing



## Applications



## Technical Data

Voltage (V)	170-265V
Product Wattage (W)	25W POWER ADJ.(15W-20W-25W)
Equivalence with incandescent lamp	160
Colour Render Index (Ra)	>80
Colour Temperature (K)	5CCT(2700K-3000K - 4000K - 5000K -6500K)
Materials	ABS + PS
Protection Class	II
Dimmable	No
EEL	-
Warm-up time up to 60 %of the full light output	Instant Full Light
Luminous Flux (lm)	1800
Luminous Efficacy (lm/W)	90
Rated Life (hrs) ⌚	25.000
IP Rating	54
Power Factor	>0.7
Beam Angle	120°
Starting Time	<0.2s
Number of ON-OFF cycling	x12.500
Detection Distance	3m(\<24°C)
Detection ANGLE	360°
Time setting	10sec-3min (adjustable)
Time Delay	30s-60s-180s adj. by clip-on
EMERGENCY MODE WORKING TIME	3HOURS/300lm
Emergency Light	6400K
BATTERY	2x 3.7V 1800mAh Lithium Ion

## Features

- High Lumen and CRI, Good quality & Constant Current driver.
- High heat dissipation, low carbon and environmental protection.
- Innovative design of assembly structure.
- Extremely Long Life.



# LED DECORATIVE CEILING LAMP

4017.00

Product&Family Code:

027 023 0048

**RAPSODY 3CCT**



WHITE

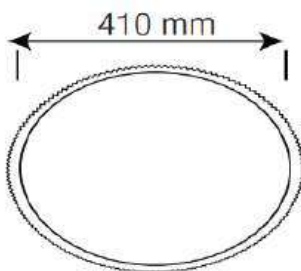
## CCT ADJUSTABLE



### Technical Data

Voltage (V)	160-265V
Product Wattage (W)	48
Equivalence with incandescent lamp	384
Colour Render Index (Ra)	>80
Colour Temperature (K)	3CCT
Materials	Metal + Plastic
Protection Class	II
Dimmable	No
EEI	-
Warm-up time up to 60 %of the full light output	Instant Full Light
Luminous Flux (lm)	3720
Luminous Efficacy (lm/W)	77,5
Rated Life (hrs) Ⓟ	20.000
IP Rating	20
Power Factor	>0.9
Beam Angle	160°
Starting Time	<0.2s
Number of ON-OFF cycling	x10.000

### Technical Drawing



### Applications

Living room, Bedroom, Kitchen, Cinema, Gallery, Hospital, Hotel, Museum etc.

### Features

- High Lumen and CRI, Good quality & Constant Current driver.
- High heat dissipation, low carbon and environmental protection.
- Innovative design of assembly structure.
- Extremely Long Life.



# LED DECORATIVE CEILING LAMP

4017.00

Product&Family Code:

027 022 0048

**TERRA 3CCT**



WHITE

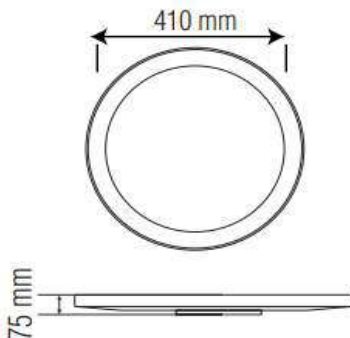
## Technical Data

Voltage (V)	160-265V
Product Wattage (W)	48
Equivalence with incandescent lamp	384
Colour Render Index (Ra)	>80
Colour Temperature (K)	3CCT
Materials	Metal + Plastic
Protection Class	II
Dimmable	No
EEI	-
Warm-up time up to 60 %of the full light output	Instant Full Light
Luminous Flux (lm)	2800
Luminous Efficacy (lm/W)	58
Rated Life (hrs) Ⓟ	20.000
IP Rating	20
Power Factor	>0.9
Beam Angle	160°
Starting Time	<0.2s
Number of ON-OFF cycling	x10.000

## CCT ADJUSTABLE



## Technical Drawing



## Applications

Living room, Bedroom, Kitchen, Cinema, Gallery, Hospital, Hotel, Museum etc.

## Features

- High Lumen and CRI, Good quality & Constant Current driver.
- High heat dissipation, low carbon and environmental protection.
- Innovative design of assembly structure.
- Extremely Long Life.



# LED DOWNLIGHT

399.00

Product&Family Code:

016 087 0012

**ALEXIS-12 3CCT**




**BLACK**

**WHITE**



## Technical Data

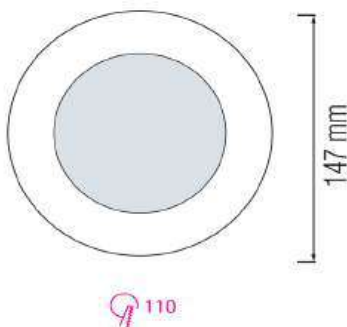
Voltage (V)	160-265V
Product Wattage (W)	12W/3CCT
Equivalence with incandescent lamp	96
Colour Render Index (Ra)	>Ra70
Colour Temperature (K)	3000K-4500K-6000K
Materials	Plastic
Protection Class	II
Dimmable	No
EEI	
Warm-up time up to 60 % of the full light output	Instant Full Light
Luminous Flux (lm)	1050
Luminous Efficacy (lm/W)	85
Rated Life (hrs) ⌚	30.000
IP Rating	20
Power Factor	>0.5
Beam Angle	120°
Starting Time	<0.2s
Number of ON-OFF cycling	x15.000

## Applications

- Airport, Bathroom, Bedroom, Car Park, Cinema, Gallery, Hospital, Hotel, Kitchen, Museum etc.



## Technical Drawing



## Features

- High Lumen and CRI, Good quality & Constant Current driver.
- High heat dissipation, low carbon and environmental protection.
- SMD LED Lamp Base.



# LED DOWNLIGHT

499.00

Product&Family Code:

016 087 0018

**ALEXIS-18 3CCT**




**BLACK**

**WHITE**

## CCT ADJUSTABLE



### Technical Data

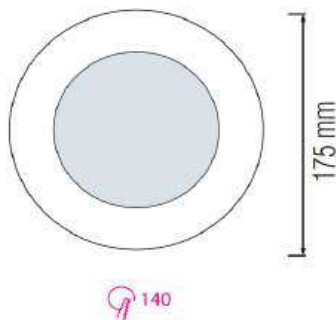
Voltage (V)	160-265V
Product Wattage (W)	18W/3CCT
Equivalence with incandescent lamp	144
Colour Render Index (Ra)	>Ra70
Colour Temperature (K)	3000K-4500K-6000K
Materials	Plastic
Protection Class	II
Dimmable	No
EEI	
Warm-up time up to 60 %of the full light output	Instant Full Light
Luminous Flux (lm)	1660
Luminous Efficacy (lm/W)	92
Rated Life (hrs) ⌚	30.000
IP Rating	20
Power Factor	>0.5
Beam Angle	120°
Starting Time	<0.2s
Number of ON-OFF cycling	x15.000

### Applications

- Airport, Bathroom, Bedroom, Car Park, Cinema, Gallery, Hospital, Hotel, Kitchen, Museum etc.



### Technical Drawing



### Features

- High Lumen and CRI, Good quality & Constant Current driver.
- High heat dissipation, low carbon and environmental protection.
- SMD LED Lamp Base.



# LED DOWNLIGHT

799.00

Product&Family Code:

016 087 0024

**ALEXIS-24 3CCT**




**BLACK**

**WHITE**



## Technical Data

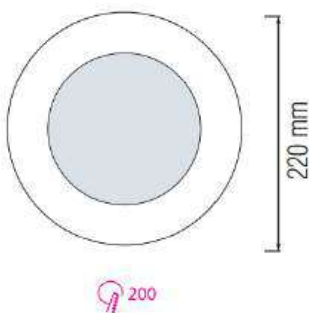
Voltage (V)	160-265V
Product Wattage (W)	24W/3CCT
Equivalence with incandescent lamp	192
Colour Render Index (Ra)	>Ra70
Colour Temperature (K)	3000K-4500K-6000K
Materials	Plastic
Protection Class	II
Dimmable	No
EEI	
Warm-up time up to 60 %of the full light output	Instant Full Light
Luminous Flux (lm)	2270
Luminous Efficacy (lm/W)	92
Rated Life (hrs) ⌚	30.000
IP Rating	20
Power Factor	>0.5
Beam Angle	120°
Starting Time	<0.2s
Number of ON-OFF cycling	x15.000

## Applications

- Airport, Bathroom, Bedroom, Car Park, Cinema, Gallery, Hospital, Hotel, Kitchen, Museum etc.



## Technical Drawing



## Features

- High Lumen and CRI, Good quality & Constant Current driver.
- High heat dissipation, low carbon and environmental protection.
- SMD LED Lamp Base.




# LED DOWNLIGHT

1399.00

Product&Family Code:

016 087 0030


**ALEXIS-30 3CCT**



**BLACK**

**WHITE**

## Technical Data

Voltage (V)	160-265V
Product Wattage (W)	30W/3CCT
Equivalence with incandescent lamp	240
Colour Render Index (Ra)	>Ra70
Colour Temperature (K)	3000K-4500K-6000K
Materials	Plastic
Protection Class	II
Dimmable	No
EEL	
Warm-up time up to 60 %of the full light output	Instant Full Light
Luminous Flux (lm)	3000
Luminous Efficacy (lm/W)	100
Rated Life (hrs) ⌚	30.000
IP Rating	20
Power Factor	>0.5
Beam Angle	120°
Starting Time	<0.2s
Number of ON-OFF cycling	x15.000

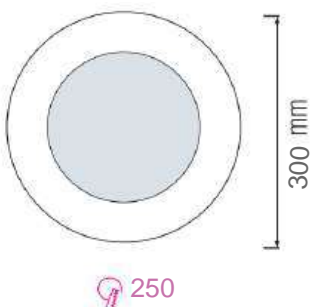


## Applications

- Airport, Bathroom, Bedroom, Car Park, Cinema, Gallery, Hospital, Hotel, Kitchen, Museum etc.



## Technical Drawing



## Features

- High Lumen and CRI, Good quality & Constant Current driver.
- High heat dissipation, low carbon and environmental protection.
- SMD LED Lamp Base.



# LED SURFACE LIGHT

499.00

Product&Family Code: 016 083 0012


MILENA-12 3CCT



WHITE

BLACK

## Technical Data

Voltage (V)	160-265V
Product Wattage (W)	12W/3CCT
Equivalence with incandescent lamp	96
Colour Render Index (Ra)	>Ra70
Colour Temperature (K)	3000K - 4000K - 6500K
Materials	Plastic
Protection Class	II
Dimmable	No
EEI	
Warm-up time up to 60 % of the full light output	Instant Full Light
Luminous Flux (lm)	1050
Luminous Efficacy (lm/W)	87,5
Rated Life (hrs) ⌚	30.000
IP Rating	20
Power Factor	>0.5
Beam Angle	120°
Starting Time	<0.2s
Number of ON-OFF cycling	x15.000

## CCT ADJUSTABLE




## Applications

- Airport, Bathroom, Bedroom, Car Park, Cinema, Gallery, Hospital, Hotel, Kitchen, Museum etc.



## Technical Drawing



## Features

- High Lumen and CRI, Good quality & Constant Current driver.
- High heat dissipation, low carbon and environmental protection.
- SMD LED Lamp Base.



# LED SURFACE LIGHT

599.00

Product&Family Code: 016 083 0018


MILENA-18 3CCT



WHITE

BLACK

## Technical Data

Voltage (V)	160-265V
Product Wattage (W)	18W/3CCT
Equivalence with incandescent lamp	144
Colour Render Index (Ra)	>Ra70
Colour Temperature (K)	3000K - 4000K - 6500K
Materials	Plastic
Protection Class	II
Dimmable	No
EEI	
Warm-up time up to 60 % of the full light output	Instant Full Light
Luminous Flux (lm)	1660
Luminous Efficacy (lm/W)	92
Rated Life (hrs) ⌚	30.000
IP Rating	20
Power Factor	>0.5
Beam Angle	120°
Starting Time	<0.2s
Number of ON-OFF cycling	x15.000

## CCT ADJUSTABLE


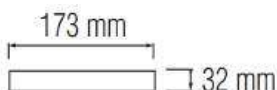


## Applications

- Airport, Bathroom, Bedroom, Car Park, Cinema, Gallery, Hospital, Hotel, Kitchen, Museum etc.



## Technical Drawing



## Features

- High Lumen and CRI, Good quality & Constant Current driver.
- High heat dissipation, low carbon and environmental protection.
- SMD LED Lamp Base.



# LED SURFACE LIGHT

899.00

Product&Family Code: 016 083 0024


MILENA-24 3CCT



WHITE

BLACK

## Technical Data

Voltage (V)	160-265V
Product Wattage (W)	24W/3CCT
Equivalence with incandescent lamp	192
Colour Render Index (Ra)	>Ra70
Colour Temperature (K)	3000K - 4000K - 6500K
Materials	Plastic
Protection Class	II
Dimmable	No
EEI	
Warm-up time up to 60 % of the full light output	Instant Full Light
Luminous Flux (lm)	2270
Luminous Efficacy (lm/W)	95
Rated Life (hrs) ⌚	30.000
IP Rating	20
Power Factor	>0.5
Beam Angle	120°
Starting Time	<0.2s
Number of ON-OFF cycling	x15.000

## CCT ADJUSTABLE

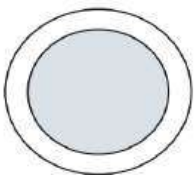
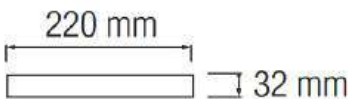


## Applications

- Airport, Bathroom, Bedroom, Car Park, Cinema, Gallery, Hospital, Hotel, Kitchen, Museum etc.



## Technical Drawing



## Features

- High Lumen and CRI, Good quality & Constant Current driver.
- High heat dissipation, low carbon and environmental protection.
- SMD LED Lamp Base.



# LED SURFACE LIGHT

1455.00

Product&Family Code:

016 083 0036


MILENA-36 3CCT



WHITE

BLACK

## Technical Data

Voltage (V)	160-265V
Product Wattage (W)	36W/3CCT
Equivalence with incandescent lamp	288
Colour Render Index (Ra)	>Ra70
Colour Temperature (K)	3000K - 4000K - 6500K
Materials	Plastic
Protection Class	II
Dimmable	No
EEI	
Warm-up time up to 60 % of the full light output	Instant Full Light
Luminous Flux (lm)	3600
Luminous Efficacy (lm/W)	100
Rated Life (hrs) ⌚	30.000
IP Rating	20
Power Factor	>0.5
Beam Angle	120°
Starting Time	<0.2s
Number of ON-OFF cycling	x15.000

## CCT ADJUSTABLE

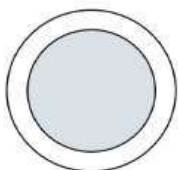
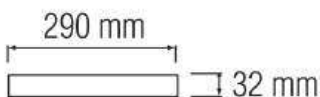


## Applications

- Airport, Bathroom, Bedroom, Car Park, Cinema, Gallery, Hospital, Hotel, Kitchen, Museum etc.



## Technical Drawing



## Features

- High Lumen and CRI, Good quality & Constant Current driver.
- High heat dissipation, low carbon and environmental protection.
- SMD LED Lamp Base.



# LED SURFACE LIGHT

499.00

Product&Family Code:

016 084 0012


SELENA-12 3CCT



WHITE

BLACK

## Technical Data

Voltage (V)	160-265V
Product Wattage (W)	12W/3CCT
Equivalence with incandescent lamp	96
Colour Render Index (Ra)	>Ra70
Colour Temperature (K)	3000K - 4000K - 6500K
Materials	Plastic
Protection Class	II
Dimmable	No
EEL	
Warm-up time up to 60 % of the full light output	Instant Full Light
Luminous Flux (lm)	1050
Luminous Efficacy (lm/W)	87,5
Rated Life (hrs) ⌚	30.000
IP Rating	20
Power Factor	>0.5
Beam Angle	120°
Starting Time	<0.2s
Number of ON-OFF cycling	x15.000

## CCT ADJUSTABLE

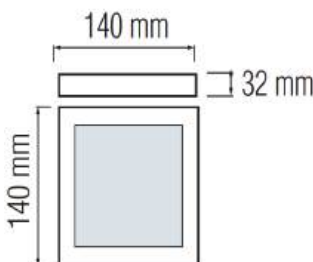


## Applications

- Airport, Bathroom, Bedroom, Car Park, Cinema, Gallery, Hospital, Hotel, Kitchen, Museum etc.



## Technical Drawing



## Features

- High Lumen and CRI, Good quality & Constant Current driver.
- High heat dissipation, low carbon and environmental protection.
- SMD LED Lamp Base.



# LED SURFACE LIGHT

670.00

Product&Family Code: 016 084 0018


SELENA-18 3CCT



WHITE

BLACK

## Technical Data

Voltage (V)	160-265V
Product Wattage (W)	18W/3CCT
Equivalence with incandescent lamp	144
Colour Render Index (Ra)	>Ra70
Colour Temperature (K)	3000K - 4000K - 6500K
Materials	Plastic
Protection Class	II
Dimmable	No
EEL	
Warm-up time up to 60 % of the full light output	Instant Full Light
Luminous Flux (lm)	1660
Luminous Efficacy (lm/W)	92
Rated Life (hrs) ⌚	30.000
IP Rating	20
Power Factor	>0.5
Beam Angle	120°
Starting Time	<0.2s
Number of ON-OFF cycling	x15.000

## CCT ADJUSTABLE

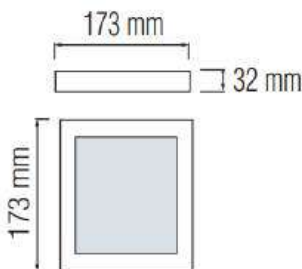


## Applications

- Airport, Bathroom, Bedroom, Car Park, Cinema, Gallery, Hospital, Hotel, Kitchen, Museum etc.



## Technical Drawing



## Features

- High Lumen and CRI, Good quality & Constant Current driver.
- High heat dissipation, low carbon and environmental protection.
- SMD LED Lamp Base.



# LED SURFACE LIGHT

899.00

Product&Family Code: 016 084 0024

SELENA-24 3CCT




WHITE

BLACK

## CCT ADJUSTABLE



### Technical Data

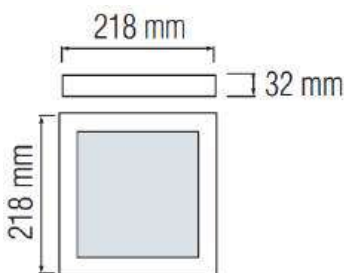
Voltage (V)	160-265V
Product Wattage (W)	24W/3CCT
Equivalence with incandescent lamp	192
Colour Render Index (Ra)	>Ra70
Colour Temperature (K)	3000K - 4000K - 6500K
Materials	Plastic
Protection Class	II
Dimmable	No
EEL	
Warm-up time up to 60 % of the full light output	Instant Full Light
Luminous Flux (lm)	2270
Luminous Efficacy (lm/W)	94
Rated Life (hrs) ⌚	30.000
IP Rating	20
Power Factor	>0.5
Beam Angle	120°
Starting Time	<0.2s
Number of ON-OFF cycling	x15.000

### Applications

- Airport, Bathroom, Bedroom, Car Park, Cinema, Gallery, Hospital, Hotel, Kitchen, Museum etc.



### Technical Drawing



### Features

- High Lumen and CRI, Good quality & Constant Current driver.
- High heat dissipation, low carbon and environmental protection.
- SMD LED Lamp Base.



# LED SURFACE LIGHT

1516.00

Product&Family Code: 016 084 0036

SELENA-36 3CCT




WHITE

BLACK

## CCT ADJUSTABLE



### Technical Data

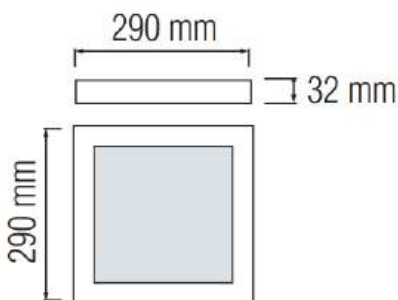
Voltage (V)	160-265V
Product Wattage (W)	36W/3CCT
Equivalence with incandescent lamp	288
Colour Render Index (Ra)	>Ra70
Colour Temperature (K)	3000K - 4000K - 6500K
Materials	Plastic
Protection Class	II
Dimmable	No
EEL	
Warm-up time up to 60 % of the full light output	Instant Full Light
Luminous Flux (lm)	3600
Luminous Efficacy (lm/W)	100
Rated Life (hrs) ⌚	30.000
IP Rating	20
Power Factor	>0.5
Beam Angle	120°
Starting Time	<0.2s
Number of ON-OFF cycling	x15.000

### Applications

- Airport, Bathroom, Bedroom, Car Park, Cinema, Gallery, Hospital, Hotel, Kitchen, Museum etc.



### Technical Drawing



### Features

- High Lumen and CRI, Good quality & Constant Current driver.
- High heat dissipation, low carbon and environmental protection.
- SMD LED Lamp Base.



# LED SURFACE LIGHT

1010.00

Product&Family Code:

016 081 1018

CATALINA-18 3CCT




WHITE



BLACK



## Technical Data

Voltage (V)	160-265V
Product Wattage (W)	18W/3CCT
Equivalence with incandescent lamp	144
Colour Render Index (Ra)	>Ra80
Colour Temperature (K)	3000K - 4000K - 6500K
Materials	Plastic
Protection Class	II
Dimmable	No
EEI	
Warm-up time up to 60 % of the full light output	Instant Full Light
Luminous Flux (lm)	1660
Luminous Efficacy (lm/W)	92
Rated Life (hrs) ⌚	30.000
IP Rating	20
Power Factor	>0.5
Beam Angle	120°
Starting Time	<0.2s
Number of ON-OFF cycling	x15.000

## CCT ADJUSTABLE


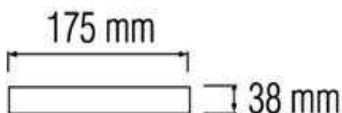


## Applications

• Airport, Bathroom, Bedroom, Car Park, Cinema, Gallery, Hospital, Hotel, Kitchen, Museum etc.



## Technical Drawing



## Features

- High Lumen and CRI, Good quality & Constant Current driver.
- High heat dissipation, low carbon and environmental protection.
- SMD LED Lamp Base.



# LED SURFACE LIGHT

1320.00

Product&Family Code:

016 081 1024

CATALINA-24 3CCT



WHITE



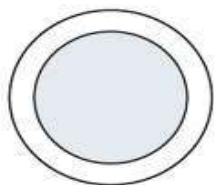
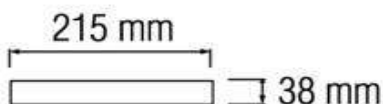
BLACK




CCT ADJUSTABLE



## Technical Drawing



## Technical Data

Voltage (V)	160-265V
Product Wattage (W)	24W/3CCT
Equivalence with incandescent lamp	192
Colour Render Index (Ra)	>Ra80
Colour Temperature (K)	3000K - 4000K - 6500K
Materials	Plastic
Protection Class	II
Dimmable	No
EEI	
Warm-up time up to 60 % of the full light output	Instant Full Light
Luminous Flux (lm)	2270
Luminous Efficacy (lm/W)	95
Rated Life (hrs) ⌚	30.000
IP Rating	20
Power Factor	>0.5
Beam Angle	120°
Starting Time	<0.2s
Number of ON-OFF cycling	x15.000

## Applications

• Airport, Bathroom, Bedroom, Car Park, Cinema, Gallery, Hospital, Hotel, Kitchen, Museum etc.



## Features

- High Lumen and CRI, Good quality & Constant Current driver.
- High heat dissipation, low carbon and environmental protection.
- SMD LED Lamp Base.



# LED SURFACE LIGHT

2097.00

Product&Family Code: 016 081 1036

CATALINA-36 3CCT



WHITE




BLACK



CCT ADJUSTABLE




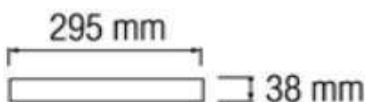
Technical Data	
Voltage (V)	160-265V
Product Wattage (W)	36W/3CCT
Equivalence with incandescent lamp	288
Colour Render Index (Ra)	>Ra80
Colour Temperature (K)	3000K - 4000K - 6500K
Materials	Plastic
Protection Class	II
Dimmable	No
EEI	
Warm-up time up to 60 % of the full light output	Instant Full Light
Luminous Flux (lm)	3600
Luminous Efficacy (lm/W)	100
Rated Life (hrs) ⌚	30.000
IP Rating	20
Power Factor	>0.5
Beam Angle	120°
Starting Time	<0.2s
Number of ON-OFF cycling	x15.000

## Applications

• Airport, Bathroom, Bedroom, Car Park, Cinema, Gallery, Hospital, Hotel, Kitchen, Museum etc.



## Technical Drawing



## Features

- High Lumen and CRI, Good quality & Constant Current driver.
- High heat dissipation, low carbon and environmental protection.
- SMD LED Lamp Base.



# LED SURFACE LIGHT

1544.00

Product&Family Code: 016 077 0032

**HAZEL-32**



WHITE

BLACK

## Technical Drawing

### Technical Data

Voltage (V)	160-265V
Product Wattage (W)	32
Equivalence with incandescent lamp	256
Colour Render Index (Ra)	>Ra80
Colour Temperature (K)	6400K
Materials	Plastic
Protection Class	II
Dimmable	No
EEI ( Containing Product )	-
Warm-up time up to 60 %of the full light output	Instant Full Light
Luminous Flux (lm)	2240
Luminous Efficacy (lm/W)	70
Rated Life (hrs) ⌚	25.000
IP Rating	20
Power Factor	>0.5
Beam Angle	120°
Starting Time	<0.2s
Number of ON-OFF cycling	x15.000

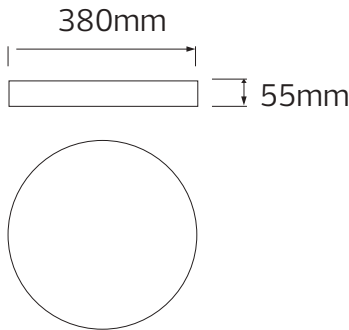
### Applications

- Airport, Bathroom, Bedroom, Car Park, Cinema, Gallery, Hospital, Hotel, Kitchen, Museum etc.



### Features

- High Lumen and CRI, Good quality & Constant Current driver.
- High heat dissipation, low carbon and environmental protection.
- SMD LED Lamp Base.



# LED SURFACE LIGHT

2480.00

Product&Family Code:

016 077 0040

**HAZEL-40**




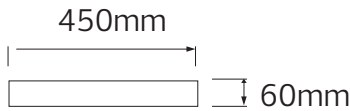
WHITE

BLACK

## Technical Data

Voltage (V)	160-265V
Product Wattage (W)	40
Equivalence with incandescent lamp	320
Colour Render Index (Ra)	>Ra80
Colour Temperature (K)	6400K
Materials	Plastic
Protection Class	II
Dimmable	No
EEI ( Containing Product )	-
Warm-up time up to 60 %of the full light output	Instant Full Light
Luminous Flux (lm)	2800
Luminous Efficacy (lm/W)	70
Rated Life (hrs) ⌚	25.000
IP Rating	20
Power Factor	>0.5
Beam Angle	120°
Starting Time	<0.2s
Number of ON-OFF cycling	x15.000

## Technical Drawing



## Applications

- Airport, Bathroom, Bedroom, Car Park, Cinema, Gallery, Hospital, Hotel, Kitchen, Museum etc.



## Features

- High Lumen and CRI, Good quality & Constant Current driver.
- High heat dissipation, low carbon and environmental protection.
- SMD LED Lamp Base.



# LED DOWNLIGHT

798.00

Product&Family Code:

016 092 0018

**PAULA-18 3CCT**



ADJUSTABLE  
CUT HOLE

**CCT ADJUSTABLE**

CCT Selectable  
by DIP Switch

3000K

4000K

6500K

## Technical Data

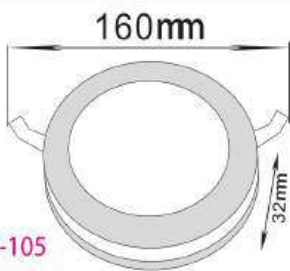
Voltage (V)	160-265V
Product Wattage (W)	18W
Equivalence with incandescent lamp	144
Colour Render Index (Ra)	>Ra70
Colour Temperature (K)	3CCT (3000K-4000K-6500K)
Materials	PS+Aluminium
Protection Class	II
Dimmable	No
EEI	-
Warm-up time up to 60 % of the full light output	Instant Full Light
Luminous Flux (lm)	1440
Luminous Efficacy (lm/W)	80
Rated Life (hrs) ⌚	30.000
IP Rating	20
Power Factor	>0.5
Beam Angle	120°
Starting Time	<0.2s
Number of ON-OFF cycling	x15.000

## Applications

- Airport, Bathroom, Bedroom, Car Park, Cinema, Gallery, Hospital, Hotel, Kitchen, Museum etc.



## Technical Drawing




70-105

## Features

- High Lumen and CRI, Good quality & Constant Current driver.
- High heat dissipation, low carbon and environmental protection.
- SMD LED Lamp Base.



# LIGHTING TRACK

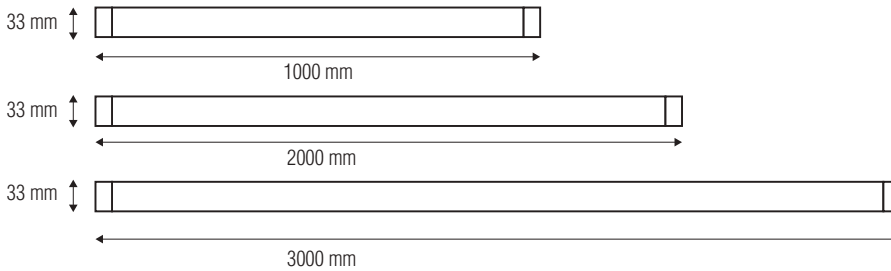


		693.00	
1 m.	0	1359.00	1
2 m.	0	2071.00	2
3 m.	097	001	0003

- Single Phase
- 220-240V / 50-60Hz
- Max. 16A

WHITE
BLACK
SILVER

## Technical Drawing



## Applications

- Clothing store, shoe store, office, showroom, supermarket, jewellery store etc. .



## Features

- Easy to install.
- Good thermal performance.



# LED TRACK LIGHT

961.00

Product&Family Code:

018 031 1010

BREMEN-10 3CCT



WHITE

BLACK

## Technical Data

Voltage (V)	160-265V
Product Wattage (W)	10
Equivalence with incandescent lamp(W)	80
Colour Render Index (Ra)	>Ra80
Colour Temperature (K)	3CCT
Materials	Aluminium Die Casting
Protection Class	II
Dimmable	No
Warm-up time up to 60 %of the full light output	Instant Full Light
Luminous Flux (lm)	800
Luminous Efficacy (lm/W)	80
Rated Life (hrs) ⌚	30.000
IP Rating	20
Power Factor	>0.5
Beam Angle	24°
Starting Time	<0.2s
Number of ON-OFF cycling	x15000

## CCT ADJUSTABLE

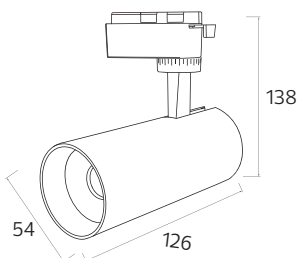


## Applications

- Tracking lighting is your best choice when compared to other lights for areas such as dining rooms, kitchens, shopping center and even offices.



## Technical Drawing



## Features

- High Lumen and CRI, Good quality & Constant Current driver.
- High heat dissipation, low carbon and environmental protection.
- COB LED Lamp Base.
- Very low energy consumption.



# LED TRACK LIGHT

1240.00

Product&amp;Family Code:

018 031 1020

BREMEN-20 3CCT



WHITE

BLACK

## CCT ADJUSTABLE



### Technical Data

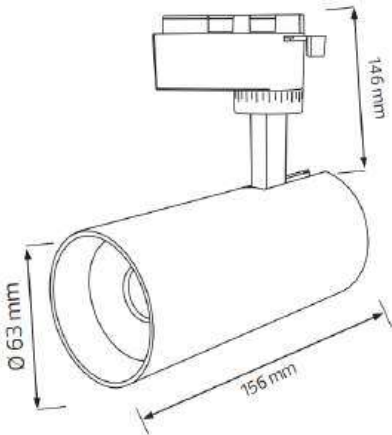
Voltage (V)	160-265V
Product Wattage (W)	20
Equivalence with incandescent lamp(W)	160
Colour Render Index (Ra)	>Ra80
Colour Temperature (K)	3CCT
Materials	Aluminium Die Casting
Protection Class	II
Dimmable	No
Warm-up time up to 60 %of the full light output	Instant Full Light
Luminous Flux (lm)	1700
Luminous Efficacy (lm/W)	85
Rated Life (hrs) ⌚	30.000
IP Rating	20
Power Factor	>0.5
Beam Angle	24°
Starting Time	<0.2s
Number of ON-OFF cycling	x15000

### Applications

- Tracking lighting is your best choice when compared to other lights for areas such as dining rooms, kitchens, shopping center and even offices.



### Technical Drawing



### Features

- High Lumen and CRI, Good quality & Constant Current driver.
- High heat dissipation, low carbon and environmental protection.
- COB LED Lamp Base.
- Very low energy consumption.



# LED LINEER TRACK LIGHT

2121.00

Product&amp;Family Code:

018 032 0020

**PARMA-20**

## Technical Data

Voltage (V)	160-265V
Product Wattage (W)	20
Equivalence with incandescent lamp(W)	-
Colour Render Index (Ra)	>Ra80
Colour Temperature (K)	4200
Materials	Aluminium Die Casting
Protection Class	II
Dimmable	No
Warm-up time up to 60 %of the full light output	Instant Full Light
Luminous Flux (lm)	1600
Luminous Efficacy (lm/W)	80
Rated Life (hrs) ⌚	30.000
IP Rating	20
Power Factor	>0.5
Beam Angle	120°
Starting Time	<0.2s
Number of ON-OFF cycling	x15.000



WHITE &amp; BLACK

BLACK

## Technical Drawing



## Applications

- Tracking lighting is your best choice when compared to other lights for areas such as dining rooms, kitchens, shopping center and even offices.



## Features

- High Lumen and CRI, Good quality & Constant Current driver.
- High heat dissipation, low carbon and environmental protection.
- SMD LED Lamp Base.
- Very low energy consumption.



# TRACK LIGHT

979.00

Product&amp;Family Code:

115

003

0001

**BASEL**

## Technical Data

Voltage (V)	220-240V
Product Wattage (W)	Max.10W LED
Lamp Type	GU10
WEEE Regulation Appropriate	Yes
Operation Temperature	-30 / +40
Materials	Iron
Protection Class	II
Dimmable	No
IP Rating	20

## Applications

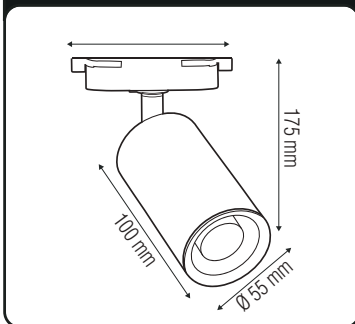
- Tracking lighting is your best choice when compared to other lights for areas such as dining rooms, kitchens, shopping center and even offices.

WHITE

BLACK



## Technical Drawing



## Features

- High heat dissipation, low carbon and environmental protection.
- Low energy bulb
- Bulb not included.



# TRACK LIGHT

1106.00

Product&amp;Family Code:

115

005

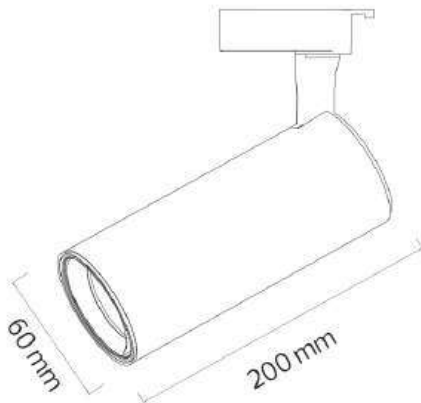
0001

**LONDRA-G**

WHITE

BLACK

## Technical Drawing



## Technical Data

Voltage (V)	220-240V
Product Wattage (W)	Max. 10W LED
Lamp Type	GU10
WEEE Regulation Appropriate	Yes
Operation Temperature	-30 / +40
Materials	Iron
Protection Class	II
Dimmable	No
EEI	-
IP Rating	20

## Applications

- Tracking lighting is your best choice when compared to other lights for areas such as dining rooms, kitchens, shopping center and even offices.



## Features

- High heat dissipation, low carbon and environmental protection.
- Bulb not included.



# SURFACE LIGHT

Product&Family Code:

568.00

015 036 0001

SALSA



WHITE

BLACK

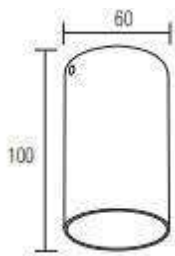
## Technical Data

Voltage (V)	220-240V or 12V
Product Wattage (W)	Max.10W LED
Lamp Type	GU10
WEEE Regulation Appropriate	Yes
Operation Temperature	-30 / +40
Materials	Aluminium
Protection Class	I
Dimmable	No
IP Rating	20

## Applications

- Airport, Bathroom, Bedroom, Cinema, Gallery, Hospital, Hotel, Kitchen etc.

## Technical Drawing



## Features

High heat dissipation, low carbon and environmental protection.  
Lamp holder not included



# LED TABLE LAMP

2012.00

Product&Family Code: 050 001 0001

MERIDA 3 CCT



BLACK



WHITE

## Technical Data

Voltage (V)	100-240V AC / 5V DC
Product Wattage (W)	3
Equivalence with incandescent lamp(W)	24
Colour Temperature (K)	3 CCT
Materials	ABS+PS+IRON
Protection Class	III
Dimmable	Yes
Battery	3.7V 1800mAh Li-ion Battery
Warm-up time up to 60 %of the full light output	Instant Full Light
Charging Time	2-3 Hours
Duration Time	4-6 Hours
Luminous Flux (lm)	120
Luminous Efficacy (lm/W)	40
Rated Life (hrs) ⌚	20.000
IP Rating	20
Number of ON-OFF cycling	10.000x



TOUCH



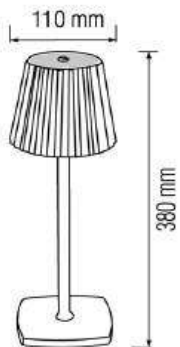
TYPE-C



## Applications

- Suitable for offices, restaurants, cafes, hotels, hospitals and more

## Technical Drawing



## Features

- High heat dissipation, low carbon and environmental protection.
- SMD LED Lamp Base
- Very low energy consumption



# DESK LAMP

3045.00

Product&amp;Family Code: 048 013 0060

**RANA**

**BLACK**

## Technical Data

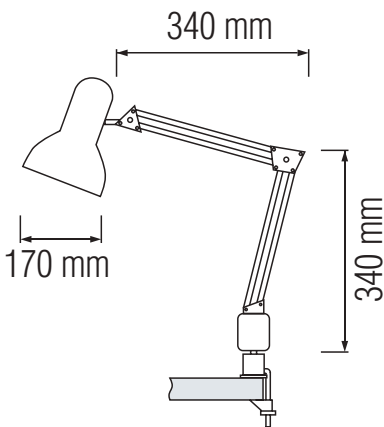
Voltage (V)	220-240V
Product Wattage (W)	Max. 60W
Lamp Type	E27
WEEE Regulation Appropriate	Yes
Operation Temperature	-20 / +40
Materials	Iron
Protection Class	II
Dimmable	No
EEI	-
IP Rating	20

## Applications

- Designed indoor applications



## Technical Drawing



## Features

- Easy installation
- High heat dissipation, low carbon and environmental protection.
- Low energy bulb (Bulb not included)



# DESK LAMP

1595.00

Product&amp;Family Code: 048 009 0060

**BIHTER**

BLACK

WHITE

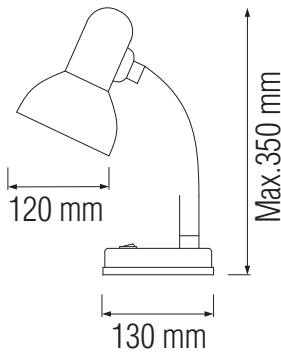
RED

BLUE

## Technical Data

Voltage (V)	220-240V
Product Wattage (W)	Max. 60W
Lamp Type	E27
WEEE Regulation Appropriate	Yes
Operation Temperature	-20 / +40
Materials	Iron+Plastic
Protection Class	II
Dimmable	No
EEI	-
IP Rating	20

## Technical Drawing



## Applications

- Designed indoor applications: Study room



## Features

- Easy installation
- High heat dissipation, low carbon and environmental protection.
- Low energy bulb (Bulb not included)



# LED NIGHT LAMP

290.00

Product Code: 085 005 0001

**BUNNY 2CCT**



## Technical Data

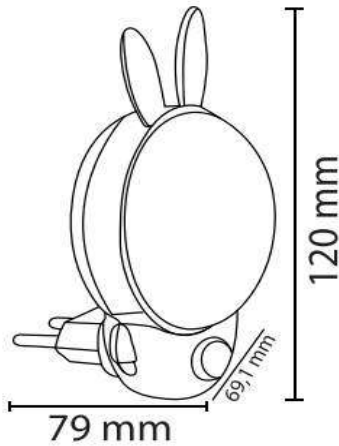
Voltage	220-240V / 50-60Hz
LED Type	1W
Protection Class	II
Dimmable	No
Warm-up time up to 60 %of the full light output	Instant Full Light
Luminous Flux (lm)	30
Rated Life (hrs) ⌚	20.000
IP Rating	20
LED Color Options	Pink/Green/Blue/Red

## Applications

- Children Rooms, Bedrooms

MIX(PINK/GREEN/BLUE/RED)

## Technical Drawing



## Features

- High Lumen and CRI, Good quality & Constant Current driver.
- High heat dissipation, low carbon and environmental protection.
- SMD LED Lamp Base.
- Innovative Design of Assembly Structure



ON-OFF LED 6 pcs

# LED NIGHT LAMP

290.00

Product Code: 085 006 0001

ANDY 2CCT



MIX(PINK/GREEN/BLUE/RED)

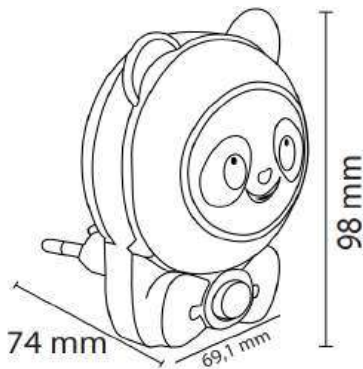
## Technical Data

Voltage	220-240V / 50-60Hz
LED Type	1W
Protection Class	II
Dimmable	No
Warm-up time up to 60 %of the full light output	Instant Full Light
Luminous Flux (lm)	30
Rated Life (hrs) ⌚	20.000
IP Rating	20
LED Color Options	Pink/Green/Blue/Red

## Applications

- Children Rooms, Bedrooms

## Technical Drawing



## Features

- High Lumen and CRI, Good quality & Constant Current driver.
- High heat dissipation, low carbon and environmental protection.
- SMD LED Lamp Base.
- Innovative Design of Assembly Structure



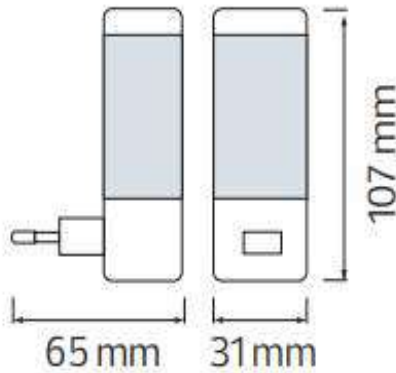
ON-OFF LED 6 pcs

# LED NIGHT LAMP



MIX (WHITE/BLUE/GREEN/RED)

## Technical Drawing



255.00

Product Code:

085 001 0001

**DORA**

## Technical Data

Voltage	220-240V / 50-60Hz
LED Type	0.4W
Protection Class	II
Dimmable	No
EEL	-
Warm-up time up to 60 %of the full light output	Instant Full Light
Luminous Flux (lm)	25
Rated Life (hrs) ⌚	20.000
IP Rating	20
LED Color Options	White/Green/Blue/Red

## Applications

- Children Rooms, Bedrooms



## Features

- High Lumen and CRI, Good quality & Constant Current driver.
- High heat dissipation, low carbon and environmental protection.
- SMD LED Lamp Base.
- Innovative Design of Assembly Structure



# LED HEADLIGHT

1057.00

Product Code: 084 007 0003

**BECKHAM-3**


LED TORCH

RECHARGEABLE

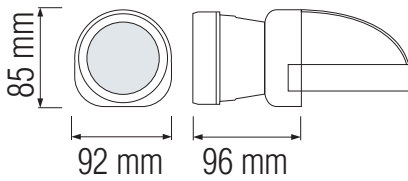
3000K 4200K 7000K-9000K



## Technical Data

Voltage	220-240V / 50-60Hz
Battery type	4V 900mAh Rechargeable Sealed-Acid Battery
LED Type	3W, 200 Lm Bright LED Light
Duration Times	1 Hrs (Strong Light) 4 Hrs (Weak )
Protection Class	II
Dimmable	No
EEL	-
Warm-up time up to 60 %of the full light output	Instant Full Light
Luminous Flux (lm)	200
Rated Life (hrs) ⌚	30.000
IP Rating	20
Charging Time	12-15 Hours
Beam Distance	30m

## Technical Drawing



## Applications

- Camping, hunting, fishing ext.



## Features

- High Lumen and CRI, Good quality & Constant Current driver.
- High heat dissipation, low carbon and environmental protection.
- Power LED Lamp Base.
- Innovative Design of Assembly Structure



OFF-1-2

# RECHARGEABLE LED LANTERN

1649.00

Product Code: 084 036 0025

**CRESPO**



MICRO USB  
CHARGE  
AVAILABLE

STRONG LIGHT DURATION TIME:  
**1.5 HOURS**

MEDIUM LIGHT DURATION TIME:  
**5 HOURS**

WEAK LIGHT DURATION TIME:  
**20 HOURS**

**7000K-9000K**

STRONG LIGHT **550 lm**

MEDIUM LIGHT **195lm**

WEAK LIGHT **40lm**

## Technical Data


Voltage	5V DC Micro USB
Battery type	3.7V 1.8Ah Lithium Battery
LED Type	25W, SMD LED Light
Duration Times	1.5 Hrs - 5 Hrs - 20 Hrs
Protection Class	III
Dimmable	3-Step dimming
EEI	-
Warm-up time up to 60 %of the full light output	Instant Full Light
Luminous Flux (lm)	40-550lm
Rated Life (hrs) Ⓢ	30.000
IP Rating	20
Charging Time	4-6 Hours

## Applications

- Camping, hunting, fishing ext.



## Technical Drawing



## Features

- High Lumen and CRI, Good quality & Constant Current driver.
- High heat dissipation, low carbon and environmental protection.
- SMD LED Lamp Base.
- Innovative Design of Assembly Structure



# EMERGENCY LED LANTERN

1337.00

Product Code: 084 030 0009

**MESSI-9**

**HANGABLE  
+  
MOUNTABLE**

**DESK LAMP MODE**

**DIMMABLE**


## Technical Data

Voltage	220-240V / 50-60Hz
Battery type	4V 1.6Ah Rechargeable Sealed -Acit Battery
Charging Time	20-24 Hours
Duration Time	3 Hr / strong, 20 Hrs / weak light
Protection Class	II
Warm-up time up to 60 %of the full light output	Instant Full Light
Luminous Flux (lm)	38 lm / weak, 280 lm / strong light
Rated Life (hrs) ⌚	30.000 Hrs
IP Rating	20
Material	ABS

## Applications


- Designed indoor applications



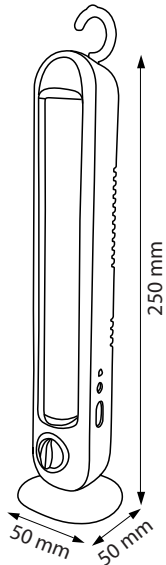
## Features

- High Lumen and CRI, Good quality & Constant Current driver.
- High heat dissipation, low carbon and environmental protection.
- SMD LED Lamp Base.
- Innovative Design of Assembly Structure
- Emergency & Automatic Light-Up

- LED LANTERN
- RECHARGEABLE
- EMERGENCY
- AUTOMATIC LIGHT-UP



## Technical Drawing



# EMERGENCY LED LANTERN

2178.00

Product Code: 084 030 0023

**MESSI-23**

**HANGABLE  
+  
MOUNTABLE**

**DESK LAMP MODE**

**DIMMABLE**

- LED LANTERN
- RECHARGEABLE
- EMERGENCY
- AUTOMATIC LIGHT-UP



## Technical Data

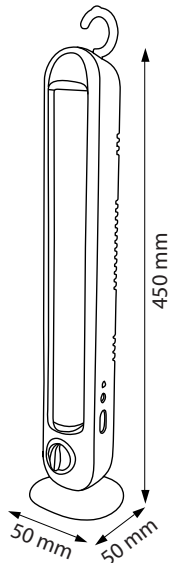
Voltage	220-240V / 50-60Hz
Battery type	2 x 4V 1.6Ah Rechargeable Sealed -Acit Battery
Charging Time	20-24 Hours
Duration Time	2 Hr / strong, 10 Hrs / weak light
Protection Class	II
Warm-up time up to 60 %of the full light output	Instant Full Light
Luminous Flux (lm)	100 lm / weak, 600 lm / strong light
Rated Life (hrs) ⌚	30.000 Hrs
IP Rating	20
Material	ABS

## Applications

- Designed indoor applications



## Technical Drawing



## Features

- High Lumen and CRI, Good quality & Constant Current driver.
- High heat dissipation, low carbon and environmental protection.
- SMD LED Lamp Base.
- Innovative Design of Assembly Structure
- Emergency & Automatic Light-Up



# LED TORCH

1077.00

Product Code: 084 046 0003

**TORRES-2**


## Technical Data

Voltage	220V AC / 4.2V DC Adaptor
Battery type	3.7V 1.2Ah Rechargeable Lithium Battery
LED Type	3W, High Power LED
Duration Times	2.5 Hrs / strong, 13.5 Hrs / weak light
Protection Class	II
Dimmable	No
EEL	-
Warm-up time up to 60 %of the full light output	Instant Full Light
Luminous Flux (lm)	240 lm
Rated Life (hrs) Ⓢ	30.000
IP Rating	20
Charging Time	4-6 Hours

LED TORCH

RECHARGEABLE

3000K 4200K 8000K-12000K

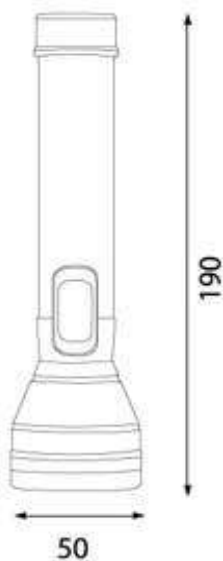


## Applications

- Camping, hunting, fishing ext.



## Technical Drawing



## Features

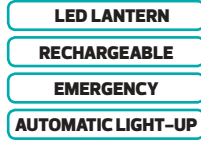
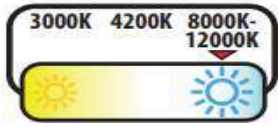
- High Lumen and CRI, Good quality & Constant Current driver.
- High heat dissipation, low carbon and environmental protection.
- High Power LED Lamp Base.
- Innovative Design of Assembly Structure



# LED TORCH

1251.00

Product Code: 084 045 0011

**WEAH**


## Technical Data

Voltage	220-240V / 50-60Hz
Battery type	4V 1.6Ah Rechargeable Lead-Acid Battery
Charging Time	15-20 Hours
Duration Time	Torch: 2 Hrs / Lantern: 1 Hrs
Protection Class	II
Warm-up time up to 60 % of the full light output	Instant Full Light
Luminous Flux (lm)	3W=150lm / 8W=230lm
Rated Life (hrs) ⌚	30.000 Hrs
IP Rating	20
Material	HIPS

## Applications

- Designed indoor applications



## Technical Drawing



## Features

- High Lumen and CRI, Good quality & Constant Current driver.
- High heat dissipation, low carbon and environmental protection.
- SMD LED Lamp Base.
- Innovative Design of Assembly Structure
- Ceiling & Wall-Mounted Emergency & Automatic Light-Up



# LED TORCH


2465.00

Product Code: 084 044 0005

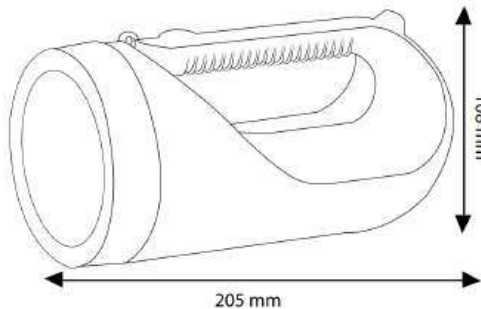
**LAMPARD**


## Technical Data

Voltage	5V DC USB / Type-C
Battery type	3.7V 3.6Ah Rechargeable Lithium Battery
LED Type	5W, High Power LED
Duration Times	2 Hrs / strong, 8 Hrs / weak light
Protection Class	III
Dimmable	No
EEL	-
Warm-up time up to 60 %of the full light output	Instant Full Light
Luminous Flux (lm)	200 lm / Strong , 65 lm / Weak Light
Rated Life (hrs) ⌚	30.000
IP Rating	20
Charging Time	6-8 Hours

**STRONG LIGHT  
2 HOURS**
**WEAK LIGHT  
8 HOURS**

**LED TORCH**
**RECHARGEABLE**

## Technical Drawing



## Applications

- Camping, hunting, fishing ext.



## Features

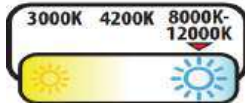
- High Lumen and CRI, Good quality & Constant Current driver.
- High heat dissipation, low carbon and environmental protection.
- High Power LED Lamp Base.
- Innovative Design of Assembly Structure



# LED TORCH

855.00

Product Code: 084 024 0003

**BEST-3**

**LED TORCH**
**RECHARGEABLE**

## Technical Data

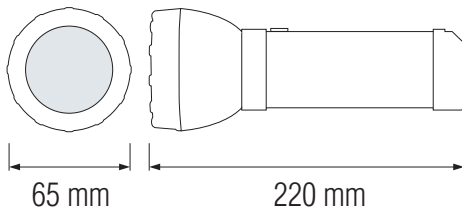
Voltage	220-240V / 50-60Hz
Battery type	4V 0,9Ah Rechargeable Sealed-Acid Battery
LED Type	3W, High Power LED
Duration Times	1 Hr / strong, 4 Hrs / weak light
Protection Class	II
Dimmable	No
EEL	-
Warm-up time up to 60 %of the full light output	Instant Full Light
Luminous Flux (lm)	120 lm / strong, 45 lm / weak light
Rated Life (hrs) Ⓢ	30.000
IP Rating	20
Charging Time	12-15 Hours

## Applications

- Camping, hunting, fishing ext.



## Technical Drawing



## Features

- High Lumen and CRI, Good quality & Constant Current driver.
- High heat dissipation, low carbon and environmental protection.
- High Power LED Lamp Base.
- Innovative Design of Assembly Structure



# LED TORCH

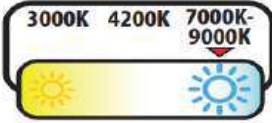
4785.00

Product Code: 084 003 0002

**MARADONA-2**


LED TORCH

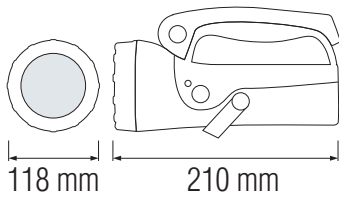
RECHARGEABLE



## Technical Data

Voltage	220-240V / 50-60Hz
Battery type	4V 6Ah Rechargeable Sealed-Acid Battery
LED Type	5W, High Power LED
Colour Temperature	7000-9000K
Duration Times	4 Hrs / Strong, 16 Hrs / Weak Light
Protection Class	II
Dimmable	No
EEL	-
Warm-up time up to 60 %of the full light output	Instant Full Light
Luminous Flux (lm)	350
Rated Life (hrs) ⌚	30.000
IP Rating	20
Charging Time	20-24 Hours

## Technical Drawing



## Applications

- Camping, hunting, fishing ext.



## Features

- High Lumen and CRI, Good quality & Constant Current driver.
- High heat dissipation, low carbon and environmental protection.
- High Power LED Lamp Base.
- Innovative Design of Assembly Structure




# LED BULB

339.00

Product&Family Code: 001 073 0010

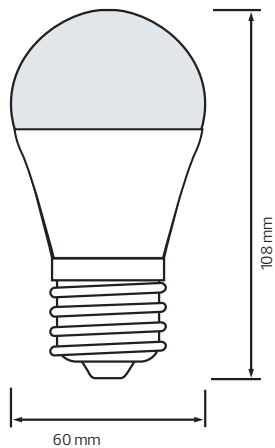
**COMBO-10**



Technical Data	
Voltage (V)	175-250V
Product Wattage (W)	10
Equivalence with incandescent lamp	68
Colour Render Index (Ra)	>Ra80
Colour Temperature (K)	3CCT (3000K-4000K-6400K)
Materials	Aluminium Housing with PMMA Diffuser
Protection Class	-
Dimmable	No
EEL	A F
Warm-up time up to 60 %of the full light output	Instant Full Light
Luminous Flux (lm)	940
Luminous Efficacy (lm/W)	94
Rated Life (hrs) Ⓣ	25,000
IP Rating	-
Power Factor	>0.5
Beam Angle ☆	160 °
Starting Time	<0.5
Number of ON-OFF cycling	x12,500



Technical Drawing



## Applications

- The luminaire is an excellent solutions for market, museum, restaurant, show room, and other spot lighting needed.

## Features

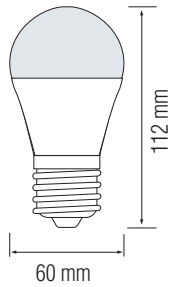
- Low power consumption
- Efficient replacement for incandescent lamps
- Mercury free, no UV and IR radiation
- Instant on, 100% light output



# LED SENSOR BULB



## Technical Drawing




Turn light on automatically when movement is detected at dark (<15 lux).



Product&Family Code: 001 067 0010

426.00

**FORCE-10**

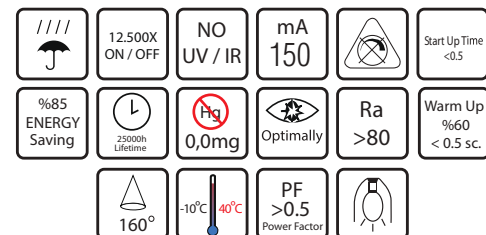
Technical Data	
Voltage (V)	170-240V
Product Wattage (W)	10
Equivalence with incandescent lamp	80
Colour Render Index (Ra)	>Ra80
Colour Temperature (K)	4200K-6400K
Materials	Aluminium Housing with PMMA Diffuser
Protection Class	-
Dimmable	No
EEL	
Warm-up time up to 60 %of the full light output	Instant Full Light
Luminous Flux (lm)	1032
Luminous Efficacy (lm/W)	103
Rated Life (hrs) Ⓟ	30,000
IP Rating	-
Power Factor	>0.5
Beam Angle ☆	160 °
Starting Time	<0.5
Detection Distance	5-8m
Delay time	20s

## Applications

- The luminaire is an excellent solutions for corridors ceiling, garage, autopark etc.

## Features

- Low power consumption
- Efficient replacement for incandescent lamps
- Mercury free, no UV and IR radiation
- Instant on, 100% light output



E27

# LED PHOTOCELL BULB

415.00

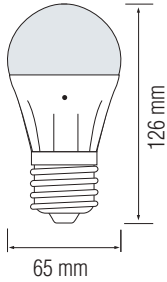
Product&Family Code: 001 068 0010

**DARK-10**




Built-in  
Photocell  
Sensor

Technical Drawing



Technical Data	
Voltage (V)	170-240V
Product Wattage (W)	10
Equivalence with incandescent lamp	80
Colour Render Index (Ra)	>Ra80
Colour Temperature (K)	4200K-6400K
Materials	Aluminium Housing with PMMA Diffuser
Protection Class	-
Dimmable	No
EEI	A F
Warm-up time up to 60 %of the full light output	Instant Full Light
Luminous Flux (lm)	1032
Luminous Efficacy (lm/W)	103
Rated Life (hrs) ⌚	30,000
IP Rating	-
Power Factor	>0.5
Beam Angle ☆	160 °
Starting Time	<0.5

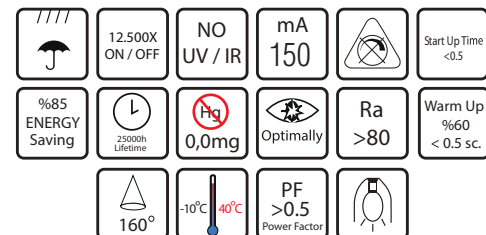


## Applications

- The luminaire is an excellent solutions for corridors ceiling, garage, autopark, garden area etc.

## Features

- Low power consumption
- Efficient replacement for incandescent lamps
- Mercury free, no UV and IR radiation
- Instant on, 100% light output



# RECHARGEABLE EMERGENCY LED BULB

779.00

Product&Family Code:

001 092 0012

**DURALITE-12**



Rechargeable  
Emergency  
LED  
Bulb



Charging Time:  
4 Hours



DC MODE:  
FIRST ON-OFF  
IS HIGH MODE



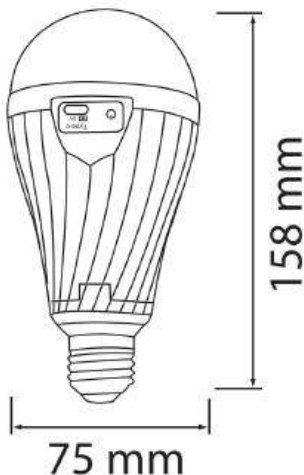
DC MODE:  
SECOND ON-OFF  
IS ECO MODE



DC MODE:  
THIRD ON-OFF  
IS FLASH MODE

Technical Data	
Voltage (V)	100-250V
Product Wattage (W)	12
Equivalence with incandescent lamp	96
Colour Render Index (Ra)	>Ra80
Colour Temperature (K)	6400K
Materials	Aluminium Housing with PMMA Diffuser
Emergency Work	5W, 550 Lm
Battery	3,7V 2x1200mAh Li-ion Battery
Emergency Duration Time	6 Hours
Warm-up time up to 60 %of the full light output	Instant Full Light
Dimmable	No
EEL	A+ F
Luminous Flux (lm)	1150
Luminous Efficacy (lm/W)	95
Rated Life (hrs) Ⓟ	25,000
Power Factor	>0.5
Beam Angle $\Delta$	175 °
Starting Time	<0.5
Number of ON-OFF cycling	x12,500

## Technical Drawing



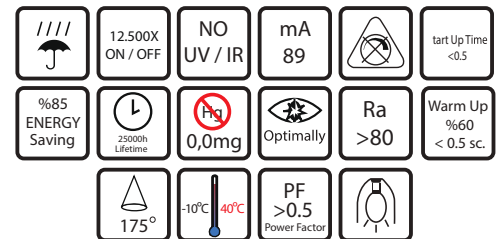
## Applications

- The luminaire is an excellent solutions for market, museum, restaurant, show room, and other spot lighting needed.



## Features

- Low power consumption
- Efficient replacement for incandescent lamps
- Mercury free, no UV and IR radiation
- Instant on, 100% light output



# LED BULB

187.00

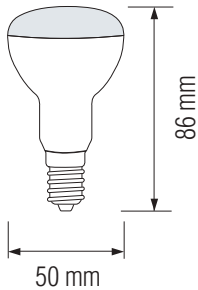
Product&Family Code:

001 040 0006

**REFLED-6**

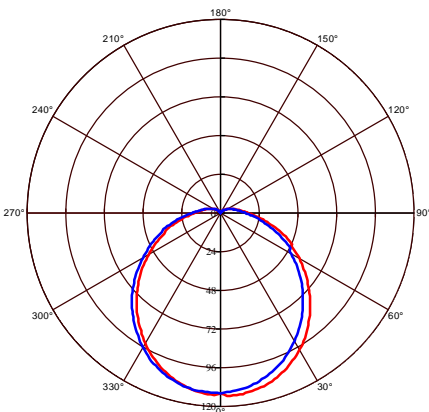


## Technical Drawing



Technical Data	
Voltage (V)	175-250V
Product Wattage (W)	6
Equivalence with incandescent lamp	48
Colour Render Index (Ra)	>Ra80
Colour Temperature (K)	4200K
Materials	Aluminium Housing with PMMA Diffuser
Protection Class	-
Dimmable	No
EEI	<b>A 1 G</b>
Warm-up time up to 60 % of the full light output	Instant Full Light
Luminous Flux (lm)	480
Luminous Efficacy (lm/W)	80
Rated Life (hrs) Ⓢ	25,000
IP Rating	-
Power Factor	>0.5
Beam Angle $\Delta$	160 °
Starting Time	<0.5
Number of ON-OFF cycling	x12,500

## Photometric Diagram








## Applications

- The luminaire is an excellent solutions for market, museum, restaurant, show room, and other spot lighting needed.



## Features

- Low power consumption
- Efficient replacement for incandescent lamps
- Mercury free, no UV and IR radiation
- Instant on, 100% light output

	12.500X ON / OFF	NO UV / IR	mA 30
	Start Up Time <0.5	%85 ENERGY Saving	25000h Lifetime
	0,0mg	Optimally	Ra >80
	160°	-10°C 40°C	PF >0.5 Power Factor
			Warm Up %60 < 0.5 sc.



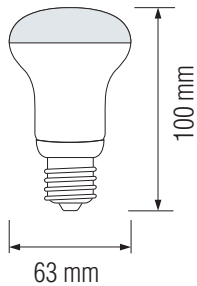
# LED BULB


Product&Family Code: 239.00 001 041 0010

**REFLED-10**

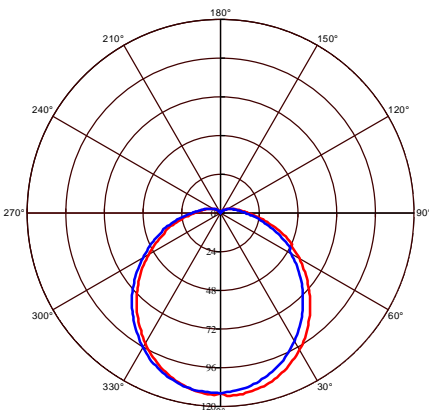


## Technical Drawing



Technical Data	
Voltage (V)	175-250V
Product Wattage (W)	10
Equivalence with incandescent lamp	80
Colour Render Index (Ra)	>Ra80
Colour Temperature (K)	4200K
Materials	Aluminium Housing with PMMA Diffuser
Protection Class	-
Dimmable	No
EEI	
Warm-up time up to 60 % of the full light output	Instant Full Light
Luminous Flux (lm)	920
Luminous Efficacy (lm/W)	92
Rated Life (hrs) Ⓢ	25,000
IP Rating	-
Power Factor	>0.5
Beam Angle ☆	160 °
Starting Time	<0.5
Number of ON-OFF cycling	x12,500

## Photometric Diagram



↳ C0 Plane beam angle(50%) ↳ C90 Plane beam angle(50%)  
C0 Plane beam angle(50%):115.2(DEG) C90 Plane beam angle(50%):115.1(DEG)






## Applications

- The luminaire is an excellent solutions for market, museum, restaurant, show room, and other spot lighting needed.



## Features

- Low power consumption
- Efficient replacement for incandescent lamps
- Mercury free, no UV and IR radiation
- Instant on, 100% light output

	12.500X ON / OFF	NO UV / IR	mA 86
	Start Up Time <0.5	%85 ENERGY Saving	25000h Lifetime
	0,0mg	Optimally	Ra >80
	160°	-10°C 40°C	PF >0.5 Power Factor
			Warm Up %60 < 0.5 sc.



# LED BULB

1088.00

Product&Family Code:

001

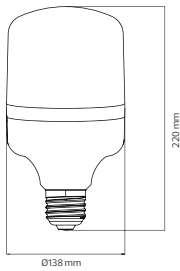
016

0050

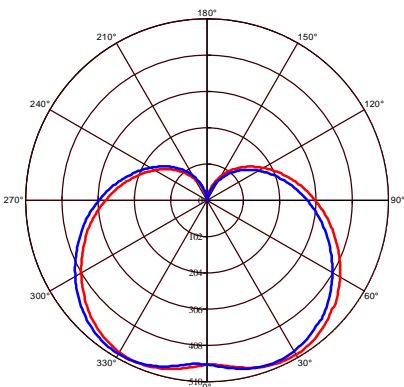
**TORCH-50**



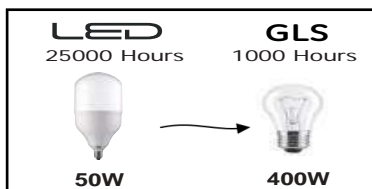
Technical Drawing




Photometric Diagram



C0 Plane beam angle(50%) C90 Plane beam angle(50%)  
C0 Plane beam angle(50%):200.2(DEG) C90 Plane beam angle(50%):199.8(DEG)



Technical Data	
Voltage (V)	175-250V
Product Wattage (W)	50
Equivalence with incandescent lamp	400
Colour Render Index (Ra)	>Ra80
Colour Temperature (K)	3000K-4200K-6400K
Materials	Aluminium + PC
Protection Class	-
Dimmable	No
EEI	
Warm-up time up to 60 %of the full light output	Instant Full Light
Luminous Flux (lm)	5350
Luminous Efficacy (lm/W)	107
Rated Life (hrs) ⌚	25,000
IP Rating	-
Power Factor	>0.9
Beam Angle ☆	200 °
Starting Time	>0.2s
Number of ON-OFF cycling	x12.500

## Applications

- Applicable to the shops along the street, shops, shopping malls supermarkets and other indoor lighting places.



## Features

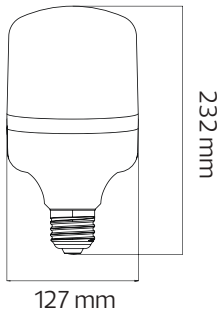
- Low power consumption
- Efficient replacement for incandescent lamps
- Mercury free, no UV and IR radiation
- Instant on, 100% light output



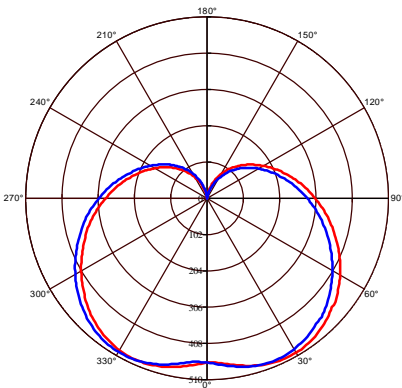
# LED BULB



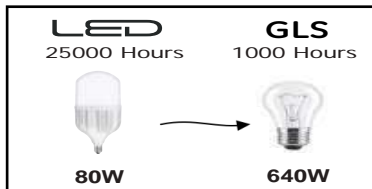
Technical Drawing



Photometric Diagram



C0 Plane beam angle(50°) C90 Plane beam angle(50°)  
C0 Plane beam angle(50°):200.2(DEG) C90 Plane beam angle(50°):199.8(DEG)




2248.00

Product&Family Code:

001 016 0030

**TORCH-80**

Technical Data	
Voltage (V)	175-250V
Product Wattage (W)	80
Equivalence with incandescent lamp	442
Colour Render Index (Ra)	>Ra80
Colour Temperature (K)	6400K
Materials	Aluminium + PC
Protection Class	-
Dimmable	No
EEI	
Warm-up time up to 60 %of the full light output	Instant Full Light
Luminous Flux (lm)	8300
Luminous Efficacy (lm/W)	104
Rated Life (hrs) ⌚	25,000
IP Rating	-
Power Factor	>0.9
Beam Angle ☆	200 °
Starting Time	>0.2s
Number of ON-OFF cycling	x12.500

## Applications

- Applicable to the shops along the street, shops, shopping malls supermarkets and other indoor lighting places.



## Features

- Low power consumption
- Efficient replacement for incandescent lamps
- Mercury free, no UV and IR radiation
- Instant on, 100% light output



# LED BULB

2628.00

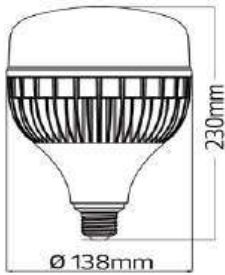
Product&Family Code:

001 016 0100

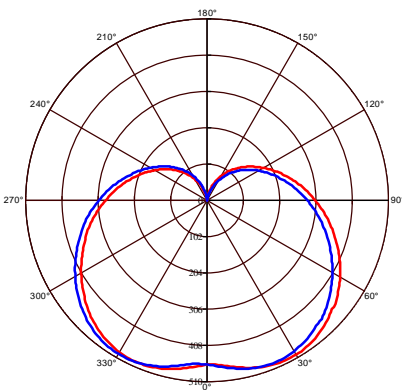
**TORCH-100**




Technical Drawing



Photometric Diagram



C0 Plane beam angle(50%) C90 Plane beam angle(50%)  
C0 Plane beam angle(50%):200.2(DEG) C90 Plane beam angle(50%):199.8(DEG)

Technical Data	
Voltage (V)	175-250V
Product Wattage (W)	100
Equivalence with incandescent lamp	557
Colour Render Index (Ra)	86
Colour Temperature (K)	6400
Materials	Aluminium + PC
Protection Class	-
Dimmable	No
EEI	
Warm-up time up to 60 %of the full light output	Instant Full Light
Luminous Flux (lm)	10.600
Luminous Efficacy (lm/W)	106
Rated Life (hrs) ⌚	25,000
IP Rating	-
Power Factor	>0.9
Beam Angle ☆	200 °
Starting Time	>0.2s
Number of ON-OFF cycling	x12.500

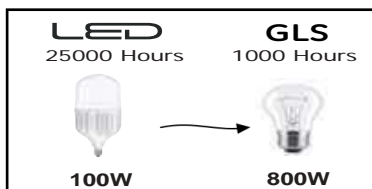
## Applications

- Applicable to the shops along the street, shops, shopping malls supermarkets and other indoor lighting places.



## Features

- Low power consumption
- Efficient replacement for incandescent lamps
- Mercury free, no UV and IR radiation
- Instant on, 100% light output



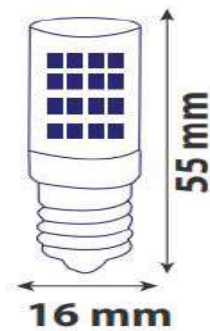
# LED CAPSULE

156.00

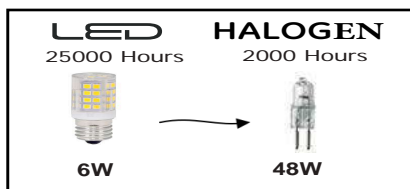
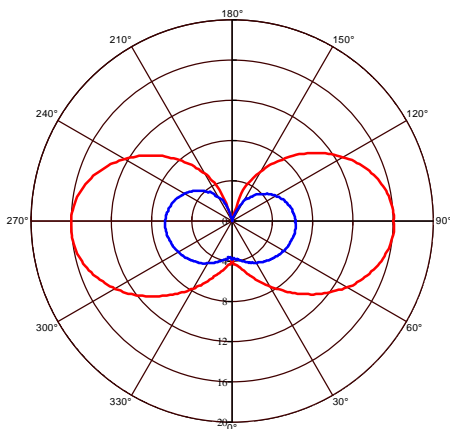
Product&amp;Family Code: 001 086 0003


**POND-3**


Technical Drawing



Photometric Diagram



Technical Data	
Voltage (V)	220-240V AC
Product Wattage (W)	3
Equivalence with Halogen lamp	48
Colour Render Index (Ra)	>Ra70
Colour Temperature (K)	6400K
Materials	Plastic
Protection Class	-
Dimmable	No
EEI	
Warm-up time up to 60 % of the full light output	Instant Full Light
Luminous Flux (lm)	520
Luminous Efficacy (lm/W)	86
Rated Life (hrs) ⌚	25.000
IP Rating	-
Power Factor	>0.5
Beam Angle ☆	360 °
Starting Time	<0.5s
Number of ON-OFF cycling	x12.500

## Applications

- Chandelier, Halogen Downlight etc.



## Features

- Very low energy consumption.
- High Lumen and CRI, good quality
- High heat dissipation, low carbon and environmental protection



# LED CAPSULE

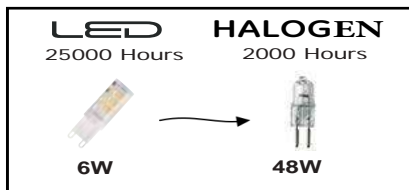
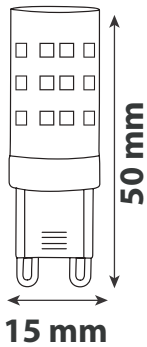
170.00


Product&amp;Family Code:

001 045 0006

**PETA-6**


Technical Drawing



Technical Data	
Voltage (V)	220-240V AC
Product Wattage (W)	6
Equivalence with Halogen lamp	48
Colour Render Index (Ra)	>Ra70
Colour Temperature (K)	2700K-4200K-6400K
Materials	Plastic
Protection Class	-
Dimmable	No
EEL	
Warm-up time up to 60 % of the full light output	Instant Full Light
Luminous Flux (lm)	520
Luminous Efficacy (lm/W)	86.6
Rated Life (hrs) ⌚	25.000
IP Rating	-
Power Factor	>0.4
Beam Angle ☆	360 °
Starting Time	<0.5s
Number of ON-OFF cycling	x12.500

## Applications

- Chandelier, Halogen Downlight etc.



## Features

- Very low energy consumption.
- High Lumen and CRI, good quality
- High heat dissipation, low carbon and environmental protection



# LED BULB

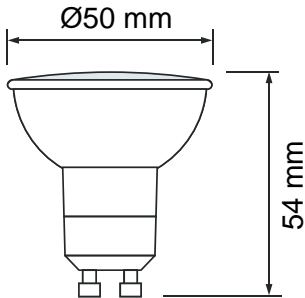
152.00

Product&amp;Family Code:

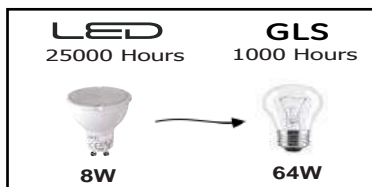
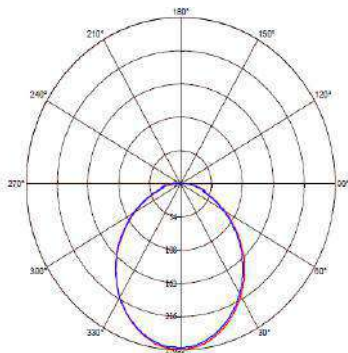
001 002 0008


**PLUS-8**


Technical Drawing



Photometric Diagram



Technical Data	
Voltage (V)	175-250V
Product Wattage (W)	8
Equivalence with incandescent lamp	64
Colour Render Index (Ra)	>Ra80
Colour Temperature (K)	3000K-4200K-6400K
Materials	Aluminium Housing with PMMA Diffuser
Protection Class	-
Dimmable	No
EEL	
Warm-up time up to 60 %of the full light output	Instant Full Light
Luminous Flux (lm)	610
Luminous Efficacy (lm/W)	76
Rated Life (hrs) Ⓟ	25.000
IP Rating	-
Power Factor	>0.5
Beam Angle ☆	105 °
Starting Time	<0.5
Number of ON-OFF cycling	x12.500






## Applications

- The luminaire is an excellent solutions for market, museum, restaurant, show room, and other spot lighting needed.



## Features

- Low power consumption
- Efficient replacement for incandescent lamps
- Mercury free, no UV and IR radiation
- Instant on, 100% light output

	12.500X ON / OFF	 0,0mg	 Optimally
NO UV / IR	mA 69	Ra >80	Warm Up %60 < 0.5 sc.
	Start Up Time <0.5	105 °	-10°C 40°C
%85 ENERGY Saving	25000h	PF >0.5 Power Factor	



# DIMMABLE LED BULB

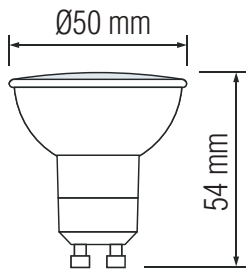
247.00

Product&Family Code: 001 022 0006

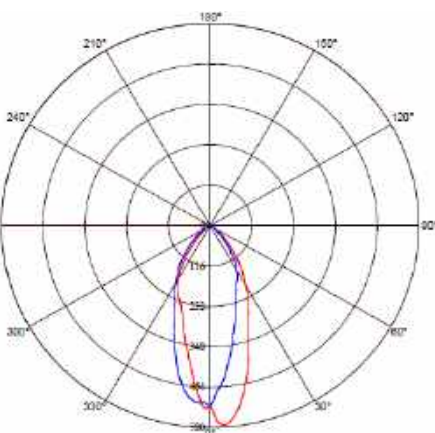
VISION-6



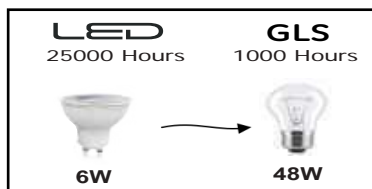
Technical Drawing




Photometric Diagram




00 Plane beam angle(50%) | 36 3(DEG) | 020 Plane beam angle(50%) | 37 4(DEG)



Technical Data	
Voltage (V)	220-240V
Product Wattage (W)	6
Equivalence with incandescent lamp	48
Colour Render Index (Ra)	>Ra80
Colour Temperature (K)	3000K-4200K-6400K
Materials	Aluminium + PC
Protection Class	-
Dimmable	Yes
EEL	
Warm-up time up to 60 % of the full light output	Instant Full Light
Luminous Flux (lm)	480
Luminous Efficacy (lm/W)	80
Rated Life (hrs) ⌚	25,000
IP Rating	-
Power Factor	>0.5
Beam Angle ☆	38 °
Starting Time	<0.5s
Number of ON-OFF cycling	>15,000

## Applications

- For use with light dimmers, compatible with most dimmer switches, it is dimmable as well as Omni-directional, indoor lighting applications



## Features

- Luminaire is dimmable.
- Dimmable from 100% to 10%
- Long life for reduced maintenance costs
- IR/UV-radiation free, Mercury free, Low heat emission



## DIMMABLE LED BULB

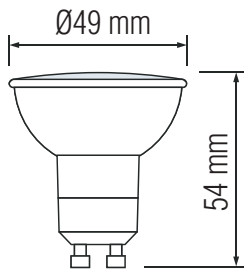
286.00

Product&Family Code: 001 022 0010

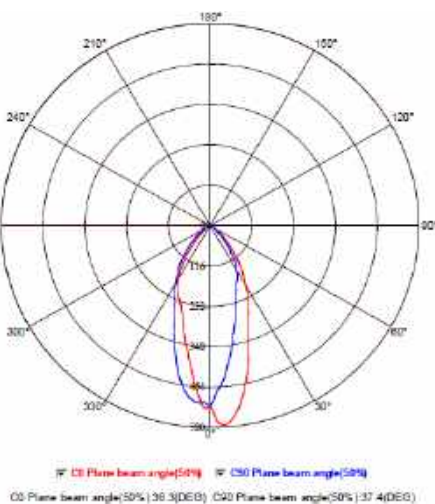
VISION-10



Technical Drawing




Photometric Diagram



Technical Data	
Voltage (V)	220-240V
Product Wattage (W)	10
Equivalence with incandescent lamp	80
Colour Render Index (Ra)	>Ra80
Colour Temperature (K)	3000K-4200K-6400K
Materials	Aluminium + PC
Protection Class	-
Dimmable	Yes
EEI	A F
Warm-up time up to 60 % of the full light output	Instant Full Light
Luminous Flux (lm)	800
Luminous Efficacy (lm/W)	80
Rated Life (hrs) ⌚	25,000
IP Rating	-
Power Factor	>0.5
Beam Angle ☆	38 °
Starting Time	<0.5s
Number of ON-OFF cycling	>15,000

### Applications

- For use with light dimmers, compatible with most dimmer switches, it is dimmable as well as Omni-directional, indoor lighting applications



### Features

- Luminaire is dimmable.
- Dimmable from 100% to 10%
- Long life for reduced maintenance costs
- IR/UV-radiation free, Mercury free, Low heat emission



# LED FILAMENT BULB

308.00

Product&Family Code:

001

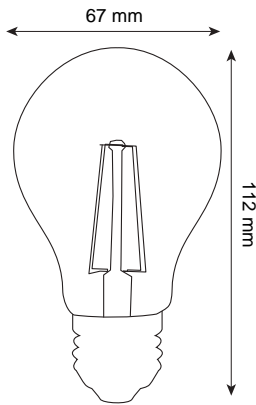
015

0010

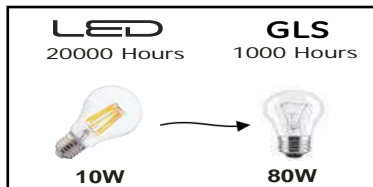
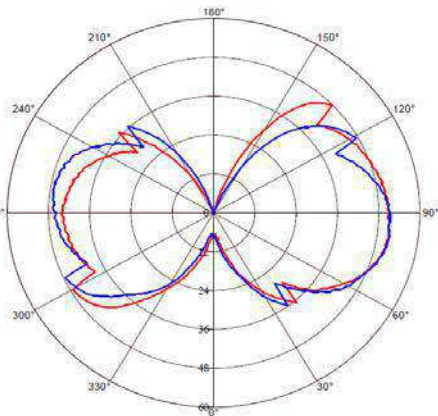
**FILAMENT GLOBE-10**




Technical Drawing



Photometric Diagram



## Technical Data

Voltage (V)	220-240V
Product Wattage (W)	10
Equivalence with incandescent lamp (W)	80
Colour Render Index (Ra)	>Ra80
Colour Temperature (K)	2700K-4200K
Materials	Glass
Protection Class	-
Dimmable	No
EEI	
Warm-up time up to 60 % of the full light output	Instant Full Light
Luminous Flux (lm)	1200
Luminous Efficacy (lm/W)	120
Rated Life (hrs) ⌚	20,000
IP Rating	-
Power Factor	>0.5
Beam Angle ☆	320 °
Starting Time	<0.1s
Number of ON-OFF cycling	x10,000

## Applications

- Home, Shop, Indoor etc.



## Features

- Very low energy consumption
- High Lumen and CRI, good quality
- High heat dissipation, low carbon and environmental protection



# LED FILAMENT BULB

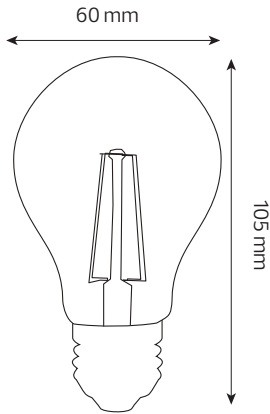
236.00

Product&Family Code: 001 015 0006

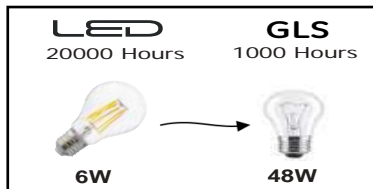
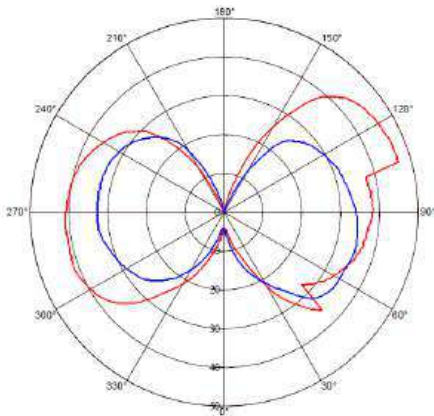
FILAMENT GLOBE-6




## Technical Drawing



## Photometric Diagram



Technical Data	
Voltage (V)	220-240V
Product Wattage (W)	6
Equivalence with incandescent lamp (W)	48
Colour Render Index (Ra)	>Ra80
Colour Temperature (K)	2700K-4200K
Materials	Glass
Protection Class	-
Dimmable	No
EEI	
Warm-up time up to 60 % of the full light output	Instant Full Light
Luminous Flux (lm)	700
Luminous Efficacy (lm/W)	116
Rated Life (hrs) ⌚	20,000
IP Rating	-
Power Factor	>0.5
Beam Angle ☆	320 °
Starting Time	<0.1s
Number of ON-OFF cycling	x10,000

## Applications

- Home, Shop, Indoor etc.



## Features

- Very low energy consumption
- High Lumen and CRI, good quality
- High heat dissipation, low carbon and environmental protection



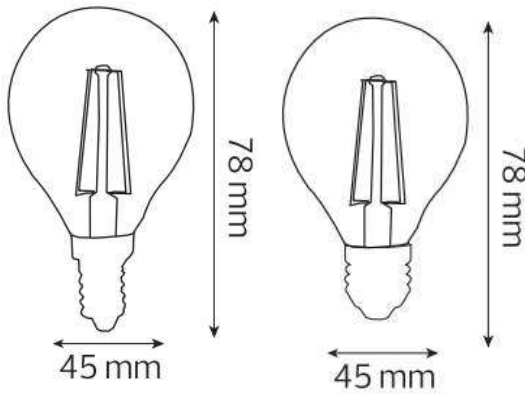
# LED FILAMENT BULB

174.00

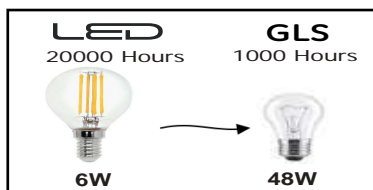
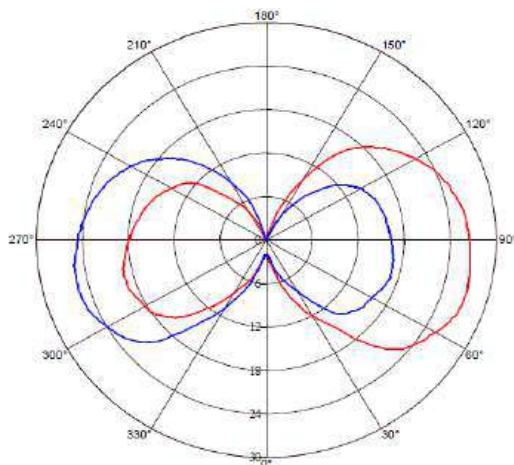
Product&amp;Family Code: 001 089 0006

**FILAMENT BALL-6**



## Technical Drawing



## Photometric Diagram



## Technical Data

Voltage (V)	220-240V
Product Wattage (W)	6
Equivalence with incandescent lamp (W)	48
Colour Render Index (Ra)	>Ra80
Colour Temperature (K)	2700K-4200K
Materials	Glass
Protection Class	-
Dimmable	No
EEI	
Warm-up time up to 60 % of the full light output	Instant Full Light
Luminous Flux (lm)	700
Luminous Efficacy (lm/W)	116
Rated Life (hrs) ⌚	20,000
IP Rating	-
Power Factor	>0.5
Beam Angle ☆	320 °
Starting Time	<0.1s
Number of ON-OFF cycling	x10,000

## Applications

- Home, Shop, Indoor etc.



## Features

- Very low energy consumption
- High Lumen and CRI, good quality
- High heat dissipation, low carbon and environmental protection



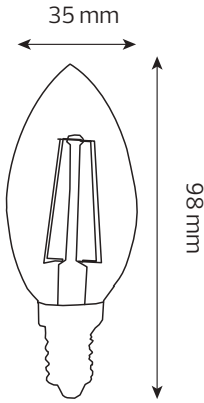
# LED FILAMENT BULB

163.00

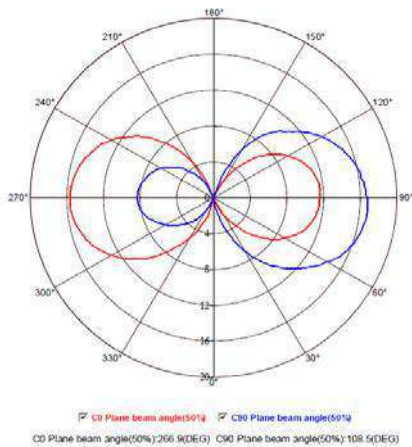
Product&amp;Family Code: 001 013 0006


**FILAMENT CANDLE-6**


## Technical Drawing



## Photometric Diagram



Technical Data	
Voltage (V)	220-240V
Product Wattage (W)	6
Equivalence with incandescent lamp (W)	48
Colour Render Index (Ra)	>Ra80
Colour Temperature (K)	2700K-4200K
Materials	Glass
Protection Class	-
Dimmable	No
EEI	
Warm-up time up to 60 % of the full light output	Instant Full Light
Luminous Flux (lm)	700
Luminous Efficacy (lm/W)	116
Rated Life (hrs) ⌚	20,000
IP Rating	-
Power Factor	>0.5
Beam Angle ☆	320 °
Starting Time	<0.1s
Number of ON-OFF cycling	x10,000

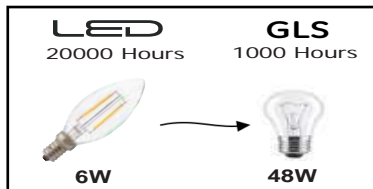
## Applications

- Chandeliers, Home, Shop, Indoor etc.



## Features

- Very low energy consumption
- High Lumen and CRI, good quality
- High heat dissipation, low carbon and environmental protection



# PIR E27 SENSOR LIGHT

863.00

Product&amp;Family Code:

088 006 0001

**CAMARO**

WHITE



## Technical Data

Voltage	AC 220-240V / 50-60Hz
Detection Range	6m Max.( $<24^{\circ}\text{C}$ )
Time Setting	10sec~5min (Adjustable)
Light-Control	$<10\text{ LUX}$ ~2000LUX (adjustable)
Rated Load for LED:	Max.60W LED
Protection Class	II
IP Rating	20
Detection Motion Speed	0,6-1,5 m/s
Material	Plastic
Installation Height	2m ~ 3.5m
Detection Angle	$360^{\circ}$

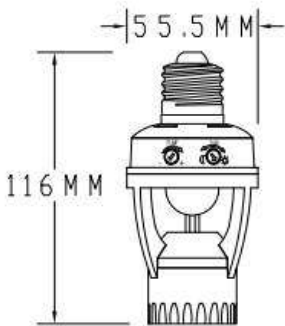
## Applications

- For use indoors

## Features

- A passive infrared sensor (PIR sensor) is an electronic sensor that measures infrared (IR) light radiating from objects in its field of view.
- The wide detection range senses an up, down, left and right field of motion.
- It works by seeing human body heat in motion via infrared rays.

## Technical Drawing



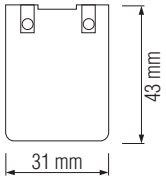
# LAMP HOLDER

 Product&Family Code: **PORCELAIN**

094 003 0001



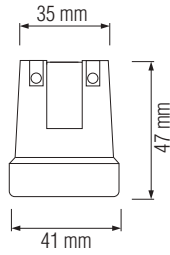
E14



094 003 0002



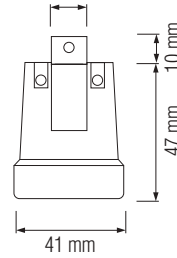
E27



094 003 0003



E27

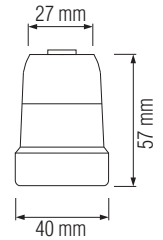


71.00

094 003 0004



E27



Technical Data	
Supply Voltage (AC)	250V
Current Rating	4A
Lamp Type	E27
Housing	Porcelain
Fixing	Screw

## Applications

- E27 porcelain lamp holders are available for Edison screw lamps. The lamps power can reach to 2000 watts. The material of a porcelain lamp holders defined its intended use, porcelain lamp holders can with stand considerably higher operating temperatures than bakelite lamp holder.



# DOORBELL

1039.00

Product&amp;Family Code: 086 007 0001

**ROLLAND-D**

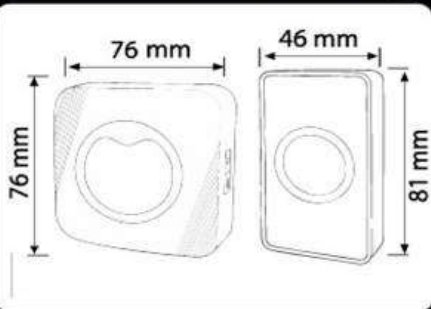
Technical Data	
Power Source	12V DC - Emitter
Receiving	4.5V / DC (3xAA 1.5V)
Working Frequency	433 MHz
Distance	100m (open position)
Sound Level	85 db (max.)
Sound Type	36 songs optional
IP Rating	20
Protection Class	III



WHITE

- Lines grace, light touch button, various kinds of colors for your choice, can bring you a sense of vision enjoy from lines and colors.
- Simple, vivid and wireless installation design avoid troubles and save money when installation and don't effect decorate environment.
- Remote control range up to 100 meters in the open air, suitable for homes and high-rise buildings.
- Energy saving design of environment protection, the battery inside the button can last for one year (20 presses per day).
- Delicate smart part, makes the doorbell a saluting angel of dwelling house, office block, hotel, high-rise building, factory and so on. You will never miss any guests.

## Technical Drawing



36 songs optional


 Environment friendly  
energy saving system


Wireless system


 Super long receiving  
distance 100m


# DOORBELL

1178.00

Product&amp;Family Code: 086 003 0002

**NERO-A**

## Technical Data

Power Source	12V DC - Emitter
Receiving	220V AC
Working Frequency	433 MHz
Distance	100m (open position)
Sound Level	80 db (max.)
Sound Type	36 songs optional
IP Rating	20
Protection Class	II


**BLUE**


### DEVOTION-PROFESSION

We have years' experience to design and produce the digital wireless products, which makes our company have continual innovation ability. Based on our professional digital technology, we make the products with new science and technology. We use the anti-interferent design to avoid the mutual disturbs thoroughly.

### CONVENIENCE-QUICKNESS

DIY design make you not need to seek the help from professionals; and you don't need to set the line or to excavate a hole. It is easy for installation. you can install it everywhere you like according to your apartment.

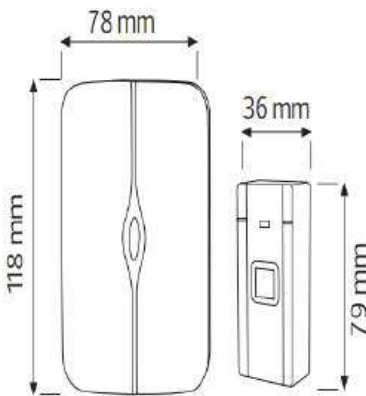
### CONCEPT-BREACH

Unique product design idea is continually melted in by the modern element, which makes the product more energetic.

### FLY UPWARDS-SPACE

120m 4D remote control distance is easy for your installation and you can enjoy the music from ours in your space and share the happiness of knowing the arrival of your friends.

## Technical Drawing



36 songs optional


 Environment friendly  
energy saving system

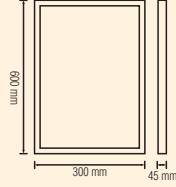

Wireless system


 Super long receiving  
distance 100m


# SURFACE FRAME FOR LED PANEL

**FRAME-3060**

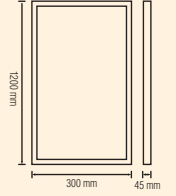

111 002 0001



• For 30x60 Led Panel

**FRAME-30120**

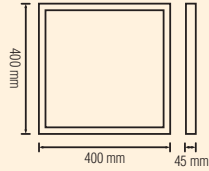
111 002 0002



• For 30x120 Led Panel

**FRAME-4040**

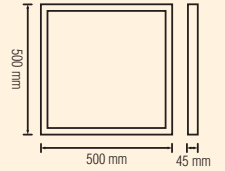
111 002 0003



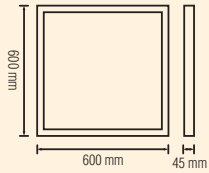
• For 40x40 Led Panel

**FRAME-5050**

111 002 0004



• For 50x50 Led Panel

**FRAME-6060**1316.00  
111 002 0005

• For 60x60 Led Panel

**Features:**

- Aluminium Frame
- Easy Installation
- Slim Case

**Applications:**

- This frame helps to use recessed LED PANELS on surface places.
- Ready to use with LED PANEL SERIES



## ADHESIVE TAPE

High quality Soft-PVC-Film, coated with a strong rubber based adhesive, hand applicable, 80°C.

### Standard Sizes:

- 20 YARD (~18m) 

100.00
--------
- 10 YARD (~9m) 

50.00
-------

### Colors:

- White
- Yellow
- Red
- Blue
- Green
- Black
- Green - Yellow



### Features

- Rubber adhesive
- PVC carrier

### Benefits

- Black and other colors available
- Highly conformable
- Meet ROHS

### Applications

- It is specifically designed for used for wrapping electric wires and cables etc. wrapped wires with a half-lap is best.

### Technical Data

Thickness	0.13±0.025 mm
Tensile Strength	>20 N/cm
Elongation	>220 %
Adhesion to Steel	>1.3 N/cm
Breakdown Voltage	6.0 kV



# BUSBAR

Product&Family Code: 550.00  
125 007 0001**BUSBAR-P163**

Technical Data	
Amper	63A
Pin	54
Length	100cm
Phase	1

## Applications

- Industrial areas
- Commercial uses



# BUSBAR

Product&Family Code: 125 008 0001

1900.00

**BUSBAR-P380**



Technical Data	
Amper	80A
Pin	54
Length	100cm
Phase	3

## Applications

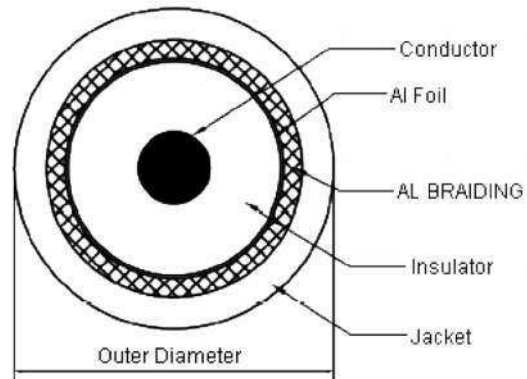
- Industrial areas
- Commercial uses



# RG6 Coaxial Cable 30.00



Technical Data	
Inner Conductor (mm)	1.02
Conductor Material	Copper
FPE (mm)	4.8
Aluminium Foil Bonded	Yes
Braid Coverage	64x0,12 mm AL wire
Jacket	6,8mm PVC
Colour	White
Packing	100m



## Applications

These cables are used as connection cables in low attenuation systems such as indoor CATV , CCT distribution and SATV satellite systems.

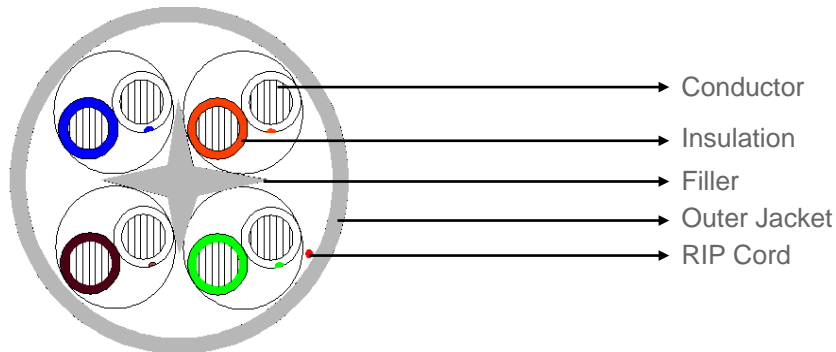


# CAT6 UTP Network Cable 35.00



305M / 1000 FT

Technical Data	
Conductor Resistance	250 MHz / 23 AWG
Max. Linear Resistance	< 140 ohms/km
Mutual Capacitance	52 pF/m
Characteristic Impedance	100 ohms±15 ohms
Velocity of Propagation	%66
Nominal Outer Diameter	6 mm ± 0,5 mm
Weight	42,6 kg/km
Fire Behaviour	IEC 60332-1



## Cable Descripton

- 1- Conductor  
TYPE:SOLID-CCA  
DIAMETER:0.57mm±0.008mm  
AWG:23
- 2- Insulation  
TYPE:PE SOLID  
DIAMETER:0.98mm±0.01mm
- 3- Filler  
HDPE 4.5\*0.5mm
- 4- Outer Jacket  
TYPE:PVC  
COLOUR:BLUE  
THICKNESS:0.60mm  
EXTERNAL DIAMETER:6.0mm±0.5mm
- 5- RIP Cord  
YES

## Applications

Networking Horizontal Cable  
 1000Base-T (Gigabit Ethernet)  
 100Base-T (Fast Ethernet)  
 10Base-T (Ethernet)  
 100BaseVG  
 ANYLAN  
 155ATM  
 622ATM  
 ANSI.X3.263 FDDI TP-PMD,  
 NTSC/PAL  
 Component or Composite Video  
 AES/EBU  
 Digital Video  
 RS-422  
 Noisy Environments  
 250 MHz Category 6



## GRUP PRİZ / GANG SOCKET / КОЛОДКИ И УДЛИНИТЕЛИ

TOPRAKLI 2'Lİ GRUP PRİZ / GROUNDED 2 GANG SOCKET  
/ КОЛОДКИ НА 2 ГНЕЗДА С/ЗMade in **Türkiye**

DECO		2MT	3MT	5MT	7MT	10MT
White Colour Code	210-000-201	210-002-201	210-003-201	210-005-201	210-007-201	210-010-201
Black Colour Code	211-000-201	211-002-201	211-003-201	211-005-201	211-007-201	211-010-201
Quantity in Box	1	1	1	1	1	1
Quantity in Carton	36	12	12	12	12	12
Carton (N/G) Weight kg.	2,40 / 2,36	3,52 / 3,82	4,45 / 4,83	6,61 / 6,95	8,73 / 9,11	11,73 / 12,10
Carton m3	0,018	0,016	0,014	0,020	0,027	0,033

250V~50-60Hz  
16ATOPRAKLI 3'LÜ GRUP PRİZ / GROUNDED 3 GANG SOCKET  
КОЛОДКИ НА 3 ГНЕЗДА С/ЗMade in **Türkiye**

DECO		2MT	3MT	5MT	7MT	10MT
White Colour Code	210-000-301	210-002-301	210-003-301	210-005-301	210-007-301	210-010-301
Black Colour Code	211-000-301	211-002-301	211-003-301	211-005-301	211-007-301	211-010-301
Quantity in Box	1	1	1	1	1	1
Quantity in Carton	36	12	12	12	12	12
Carton (N/G) Weight kg.	4,12 / 4,61	3,74 / 4,10	4,83 / 5,19	6,98 / 7,35	8,90 / 9,26	11,89 / 12,25
Carton m3	0,022	0,016	0,016	0,020	0,027	0,033

250V~50-60Hz  
16ATOPRAKLI 3'LÜ ANAHTARLI GRUP PRİZ /  
GROUNDED 3-GANG SOCKET WITH TERMINALS AND SWITCH /  
КОЛОДКИ НА 3 ГНЕЗДА С/З С ВЫКЛЮЧАТЕЛЕМMade in **Türkiye**

DECO		2MT	3MT	5MT	7MT	10MT
White Colour Code	210-000-302	210-002-302	210-003-302	210-005-302	210-007-302	210-010-302
Black Colour Code	211-000-302	211-002-302	211-003-302	211-005-302	211-007-302	211-010-302
Quantity in Box	1	1	1	1	1	1
Quantity in Carton	36	12	12	12	12	12
Carton (N/G) Weight kg.	5,17 / 5,69	4,12 / 4,49	5,24 / 5,61	7,17 / 7,63	9,24 / 9,60	11,52 / 12,10
Carton m3	0,027	0,016	0,016	0,020	0,027	0,033

250V~50-60Hz  
16A

## GRUP PRİZ / GANG SOCKET / КОЛОДКИ И УДЛИНИТЕЛИ

### 3 LÜ USB'Lİ GRUP PRİZ GROUNDED 3-GANG SOCKET WITH USB 3 ГНЕЗДА USB КЛЕММОЙ

Made in **Türkiye**



DECO

2MT

3MT

5MT

7MT

10MT

White Colour Code	210-000-304	210-002-304	210-003-304	210-005-304	210-007-304	210-010-304
Quantity in Box	1	1	1	1	1	1
Quantity in Carton	36	12	12	12	12	12
Carton (N/G) Weight kg.	3,12 / 3,50	3,55 / 3,85	3,55 / 3,85	6,61 / 6,98	9,33 / 9,70	12,53 / 12,90
Carton m3	0,013	0,015	0,015	0,018	0,023	0,028

250V~50-60Hz  
16A

### 3 LÜ USB+TYPE-C'Lİ GRUP PRİZ GROUNDED 3-GANG SOCKET WITH USB+TYPE-C 3 ГНЕЗДА USB+TYPE-C КЛЕММОЙ

Made in **Türkiye**



DECO

2MT

3MT

5MT

7MT

10MT

White Colour Code	990.00 210-000-306	210-002-306	210-003-306	210-005-306	210-007-306	210-010-306
Quantity in Box	1	1	1	1	1	1
Quantity in Carton	36	12	12	12	12	12
Carton (N/G) Weight kg.	3,12 / 3,50	3,55 / 3,85	3,55 / 3,85	6,61 / 6,98	9,33 / 9,70	12,53 / 12,90
Carton m3	0,013	0,015	0,015	0,018	0,023	0,028

250V~50-60Hz  
16A

### TOPRAKLI 4'LÜ GRUP PRİZ / GROUNDED 4-GANG SOCKET / КОЛОДКИ НА 4 ГНЕЗДА C/3

Made in **Türkiye**



DECO

2MT

3MT

5MT

7MT

10MT

White Colour Code	210-000-401	210-002-401	210-003-401	210-005-401	210-007-401	210-010-401
Black Colour Code	211-000-401	211-002-401	211-003-401	211-005-401	211-007-401	211-010-401
Quantity in Box	1	1	1	1	1	1
Quantity in Carton	36	12	12	12	12	12
Carton (N/G) Weight kg.	5,11 / 5,63	4,17 / 4,54	5,22 / 5,59	7,25 / 7,70	9,44 / 9,80	12,09 / 12,80
Carton m3	0,027	0,020	0,020	0,020	0,033	0,033

250V~50-60Hz  
16A

**GRUP PRİZ / GANG SOCKET / КОЛОДКИ И УДЛИНИТЕЛИ**

Made in **Türkiye**

**TOPRAKLI 6'LI GRUP PRİZ /**  
**GROUNDING 6-GANG SOCKET / КОЛОДКИ НА 6 ГНЁЗД С/З**



DECO		2MT	3MT	5MT	7MT	10MT
	590.00	999.00	1190.00	1590.00		
White Colour Code	<b>210-000-601</b>	<b>210-002-601</b>	<b>210-003-601</b>	<b>210-005-601</b>	<b>210-007-601</b>	<b>210-010-601</b>
Black Colour Code	<b>211-000-601</b>	<b>211-002-601</b>	<b>211-003-601</b>	<b>211-005-601</b>	<b>211-007-601</b>	<b>211-010-601</b>
Quantity in Box	1	1	1	1	1	1
Quantity in Carton	36	12	12	12	12	12
Carton (N/G) Weight kg.	6,96 / 7,67	4,72 / 5,30	5,63 / 6,32	7,76 / 8,35	9,65 / 10,23	12,65 / 13,23
Carton m3	0,033	0,027	0,027	0,027	0,033	0,033

250V~50-60Hz  
16A

Made in **Türkiye**

**TOPRAKLI 6'LI ANAHTARLI GRUP PRİZ /**  
**GROUNDING 6-GANG SOCKET WITH TERMINALS AND SWITCH /**  
**КОЛОДКИ НА 6 ГНЁЗД С/З С ВЫКЛЮЧАТЕЛЕМ**

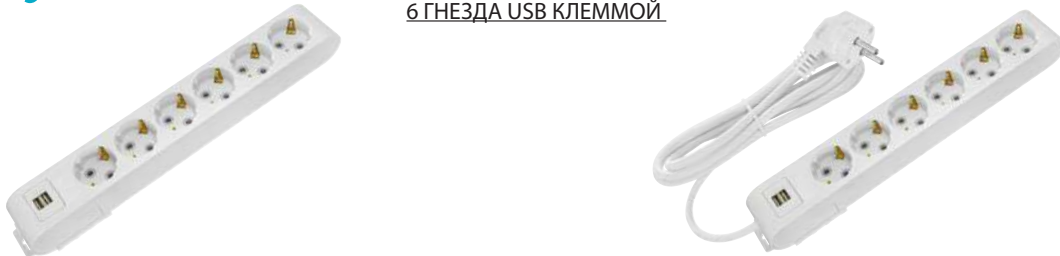


DECO		2MT	3MT	5MT	7MT	10MT
	790.00	1190.00	1390.00	1790.00		
White Colour Code	<b>210-000-602</b>	<b>210-002-602</b>	<b>210-003-602</b>	<b>210-005-602</b>	<b>210-007-602</b>	<b>210-010-602</b>
Black Colour Code	<b>211-000-602</b>	<b>211-002-602</b>	<b>211-003-602</b>	<b>211-005-602</b>	<b>211-007-602</b>	<b>211-010-602</b>
Quantity in Box	1	1	1	1	1	1
Quantity in Carton	36	12	12	12	12	12
Carton (N/G) Weight kg.	7,79 / 8,50	5,02 / 5,60	6,11 / 6,69	8,11 / 8,39	10,11 / 10,36	12,62 / 13,21
Carton m3	0,033	0,027	0,027	0,027	0,033	0,027

250V~50-60Hz  
16A

Made in **Türkiye**

**6 LI USB'LI GRUP PRİZ**  
**GROUNDING 6-GANG SOCKET WITH USB**  
**6 ГНЁЗДА USB КЛЕММОЙ**



DECO		2MT	3MT	5MT	7MT	10MT
White Colour Code	<b>210-000-604</b>	<b>210-002-604</b>	<b>210-003-604</b>	<b>210-005-604</b>	<b>210-007-604</b>	<b>210-010-604</b>
Quantity in Box	1	1	1	1	1	1
Quantity in Carton	36	12	12	12	12	12
Carton (N/G) Weight kg.	7,79 / 8,50	5,02 / 5,60	6,11 / 6,69	8,11 / 8,39	10,11 / 10,36	12,62 / 13,21
Carton m3	0,033	0,027	0,027	0,027	0,033	0,027

250V~50-60Hz  
16A

**GRUP PRİZ / GANG SOCKET / КОЛОДКИ И УДЛИНИТЕЛИ**

**6 LI USB+TYPE-C'Lİ GRUP PRİZ**  
 GROUNDED 6-GANG SOCKET WITH USB+TYPE-C  
 6 ГНЕЗДА USB+TYPE-C КЛЕММОЙ

Made in **Türkiye**



DECO	1290.00	2MT	3MT	5MT	7MT	10MT
White Colour Code	<b>210-000-606</b>	<b>210-002-606</b>	<b>210-003-606</b>	<b>210-005-606</b>	<b>210-007-606</b>	<b>210-010-606</b>
Quantity in Box	1	1	1	1	1	1
Quantity in Carton	36	12	12	12	12	12
Carton (N/G) Weight kg.	7,79 / 8,50	5,02 / 5,60	6,11 / 6,69	8,11 / 8,39	10,11 / 10,36	12,62 / 13,21
Carton m3	0,033	0,027	0,027	0,027	0,033	0,027

250V~50-60Hz  
16A

**TOPRAKLI 6'LI AKIM KORUMALI GRUP PRİZ**

GROUNDED 6 SURGE PROTECTED GROUP  
 КОЛОДКИ НА 6 ГНЕЗД С/З С ВЫКЛЮЧАТЕЛЕМ

Made in **Türkiye**



DECO	1.5MT
White Colour Code	<b>210-015-605</b>
Quantity in Box	1
Quantity in Carton	36
Carton (N/G) Weight kg.	6,62 / 7,20
Carton m3	0,032

1.5MT

3x1.5

250V~50-60Hz  
16A

**DECO**  
GANG SOCKET



AKSESUAR / ACCESSORIE / АКCECCУАРЫ

**ARAPUAR** HAND SWITCH  
ВЫКЛЮЧАТЕЛЬ ДЛЯ БРА



SİYAH-KIRMIZI / RED-BLACK  
КРАСНЫЙ-ЧЕРНЫЙ

300-003-708

BEYAZ-KIRMIZI / RED-WHITE  
КРАСНЫЙ-БЕЛЫЙ

300-002-708

BEYAZ-BEYAZ / WHITE  
БЕЛЫЙ

300-001-708

90.00

Made in **Türkiye**

Quantity in Box	120	250V~50-60Hz 6A
Quantity in Carton	960	
Carton (N/G) Weight Kg.	18,03 / 19,50	
Carton m <sup>3</sup>	0,059	

**IŞIKLI ANAHTAR** ROCKERSWITCH  
ВЫКЛЮЧАТЕЛЬ



300-000-709

Made in **Türkiye**

Quantity in Box	150	250V~50-60Hz 16A
Quantity in Carton	1200	
Carton (N/G) Weight Kg.	20,5 / 22	
Carton m <sup>3</sup>	0,059	

**TOPRAKLI 3'LÜ FİŞ PRİZ (GOLYAD)** GROUNDED 3 GANG PLUG SOCKET (GOLYAD)  
ТРОЙНАЯ РОЗЕТКА C/3 (GOLYAD)



390.00

300-000-707

Made in **Türkiye**

Quantity in Box	1	250V~50-60Hz 16A
Quantity in Carton	40	
Carton (N/G) Weight Kg.	4,02 / 4,56	
Carton m <sup>3</sup>	0,025	

**TOPRAKSIZ 3'LÜ FİŞ PRİZ (GOLYAD)** UNGROUNDED 3 GANG PLUG SOCKET  
ТРОЙНАЯ РОЗЕТКА Б/3 (GOLYAD)



300-000-802

Made in **Türkiye**

Quantity in Box	1	250V~50-60Hz 10A
Quantity in Carton	40	
Carton (N/G) Weight Kg.	2,31 / 2,81	
Carton m <sup>3</sup>	0,025	

**ADAPTÖR FİŞ** ADAPTOR PLUG  
ВИЛКА ПЕРЕХОДНИК



300-000-803

Made in **Türkiye**

Quantity in Box	90	250V~50-60Hz 10A
Quantity in Carton	720	
Carton (N/G) Weight Kg.	12,89 / 13,65	
Carton m <sup>3</sup>	0,059	

**UNIVERSAL ADAPTOR / UNIVERSAL ADAPTOR**  
УНИВЕРСАЛЬНЫЙ АДАПТЕР



800-600-001

Made in **Türkiye**

Quantity in Box	50	250V~50-60Hz 16A
Quantity in Carton	400	
Carton (N/G) Weight kg.	13,20 / 14,02	
Carton m <sup>3</sup>	0,06	

AKSESUAR / ACCESSORIE / АКССУАРЫ

**TOPRAKLI ERKEK FİŞ** GROUNDED MALE PLUG  
ВИЛКА С/З



127.00

300-000-702

Made in **Türkiye**

Quantity in Box	50	250V~50-60Hz 16A
Quantity in Carton	400	
Carton (N/G) Weight Kg.	13,56 / 14,3	
Carton m <sup>3</sup>	0,059	

**TOPRAKLI DİŞİ FİŞ** GROUNDED FEMALE PLUG  
ШТЕПСЕЛЬНОЕ ГНЕЗДО С/З



130.00

300-000-706

Made in **Türkiye**

Quantity in Box	36	250V~50-60Hz 16A
Quantity in Carton	288	
Carton (N/G) Weight Kg.	12,42 / 13,3	
Carton m <sup>3</sup>	0,059	

**KULPLU TOPRAKLI ERKEK FİŞ** GROUNDED MALE PLUG WITH HANDLE  
ВИЛКА УГЛОВАЯ С УШКОМ С/З



110.00

300-000-703

Made in **Türkiye**

Quantity in Box	45	250V~50-60Hz 16A
Quantity in Carton	360	
Carton (N/G) Weight Kg.	12,8 / 13,5	
Carton m <sup>3</sup>	0,059	

**TOPRAKLI L TİPİ FİŞ** GROUNDED L TYPE PLUG  
ВИЛКА УГЛОВАЯ С/З



300-000-704

Made in **Türkiye**

Quantity in Box	50	250V~50-60Hz 16A
Quantity in Carton	400	
Carton (N/G) Weight Kg.	13,0 / 13,75	
Carton m <sup>3</sup>	0,059	

**TOPRAKSIZ ERKEK FİŞ** UNGROUNDED MALE PLUG  
ВИЛКА Б/З



300-000-701

Made in **Türkiye**

Quantity in Box	100	250V~50-60Hz 10A
Quantity in Carton	800	
Carton (N/G) Weight Kg.	18,6 / 19,3	
Carton m <sup>3</sup>	0,059	



## AKSESUAR / ACCESSORIE / АКЦЕССУАРЫ

## TOPRAKLI UZATMA TAKIMI GROUNDED EXTENSION KIT

заземленный комплект удлинителя



TOPRAKLI 3 MT  
893.00  
300-003-801



TOPRAKLI 5 MT  
1275.00  
300-005-801

Made in **Türkiye**

Quantity in Box	1	1
Quantity in Carton	12	12
Carton (N/G) Weight kg.	4,33 / 4,80	6,37 / 6,84
Carton m3	0,015	0,018

250V~50-60Hz



**NEW**  
PRODUCT

IP44

KAUÇUK

Made in **Türkiye**

	10MT	15MT	20MT	25MT
	1740.00	2175.00	2610.00	
Product Code	800-810-100	800-815-100	800-820-100	800-825-100
Quantity in Carton	20	20	12	12
Carton (N/G) Weight kg.	5,00 / 5,50	7,80 / 8,40	10,70 / 11,50	14,25 / 15,15
Carton m3	0,015	0,023	0,023	0,023

250V~50-60Hz



**NEW**  
PRODUCT

IP44

KAUÇUK

Made in **Türkiye**

	10MT	15MT	20MT	25MT
	1740.00	2175.00	2610.00	
Product Code	800-810-110	800-815-110	800-820-110	800-825-110
Quantity in Carton	20	20	12	12
Carton (N/G) Weight kg.	5,00 / 5,50	7,80 / 8,40	10,70 / 11,50	14,25 / 15,15
Carton m3	0,015	0,023	0,023	0,023

250V~50-60Hz



**KAUÇUK TOPRAKLI ERKEK FİŞ /**

GROUNDED RUBBER MALE PLUG / Каучуковая вилка с заземлением

Made in **Türkiye**



110.00  
300.000.807

KAUÇUK

Quantity in Box	40	250V~50-60Hz 16A
Quantity in Carton	320	
Carton (N/G) Weight kg.	12,35 / 13,80	
Carton m3	0,058	

**KAUÇUK TOPRAKLI ERKEK FİŞ /**

GROUNDED RUBBER MALE PLUG / Каучуковая вилка с заземлением

Made in **Türkiye**



110.00  
300.001.807

KAUÇUK

Quantity in Box	40	250V~50-60Hz 16A
Quantity in Carton	320	
Carton (N/G) Weight kg.	12,35 / 13,80	
Carton m3	0,058	

**KAUÇUK TOPRAKLI KULPLU FİŞ / GROUNDLED RUBBER HANDLE PLUG /**

Made in **Türkiye**



110.00  
300.000.806

KAUÇUK

Quantity in Box	40	250V~50-60Hz 16A
Quantity in Carton	320	
Carton (N/G) Weight kg.	11,92 / 13,70	
Carton m3	0,059	

**KAUÇUK TOPRAKLI KULPLU FİŞ / GROUNDLED RUBBER HANDLE PLUG /**

Made in **Türkiye**



110.00  
300.001.806

KAUÇUK

Quantity in Box	40	250V~50-60Hz 16A
Quantity in Carton	320	
Carton (N/G) Weight kg.	11,92 / 13,70	
Carton m3	0,059	

**KAUÇUK TOPRAKLI DİŞİ FİŞ / GROUNDLED RUBBER FEMALE PLUG /**

Каучуковое штепсельное гнездо с заземлением

Made in **Türkiye**



140.00  
300.000.805

KAUÇUK

Quantity in Box	25	50V~50-60Hz 16A
Quantity in Carton	200	
Carton (N/G) Weight kg.	9,62 / 11,11	
Carton m3	0,058	

**KAUÇUK TOPRAKLI DİŞİ FİŞ / GROUNDLED RUBBER FEMALE PLUG /**

Каучуковое штепсельное гнездо с заземлением

Made in **Türkiye**



150.00  
300.001.805

KAUÇUK

Quantity in Box	25	50V~50-60Hz 16A
Quantity in Carton	200	
Carton (N/G) Weight kg.	9,62 / 11,11	
Carton m3	0,058	

## AKSESUAR / ACCESSORIE / АКЦЕССУАРЫ

**KAUÇUK DUVAR PRİZİ SİYAH / RUBBER 1-GANG SOCKET BLACK /**  
Колодка Каучуковая Однофазная 1-ая ЧЕРНЫЙ

Made in **Türkiye**



220.000.101

IP54

KAUÇUK

Quantity in Carton	60	250V~50-60Hz 16A
Carton (N/G) Weight kg.	2,70 / 3,24	
Carton m3	0,016	

**KAUÇUK DUVAR PRİZİ SİYAH / RUBBER 1-GANG SOCKET ORANGE /**  
Колодка Каучуковая Однофазная 1-ая -ОРАНЖЕВЫЙ

Made in **Türkiye**



221.000.101

IP54

KAUÇUK

Quantity in Carton	60	250V~50-60Hz 16A
Carton (N/G) Weight kg.	2,70 / 3,24	
Carton m3	0,016	

**KAUÇUK 2'Lİ GRUP PRİZ SİYAH / RUBBER 2-GANG SOCKET BLACK /**  
Колодка Каучуковая Однофазная 2-ая ЧЕРНЫЙ

Made in **Türkiye**



220.000.201

IP54

KAUÇUK

Quantity in Carton	30	250V~50-60Hz 16A
Carton (N/G) Weight kg.	2,40 / 2,94	
Carton m3	0,016	

**KAUÇUK 2'Lİ GRUP PRİZ TURUNCU / RUBBER 2-GANG SOCKET ORANGE /**  
Колодка Каучуковая Однофазная 2-ая -ОРАНЖЕВЫЙ

Made in **Türkiye**



221.000.201

IP54

KAUÇUK

Quantity in Carton	30	250V~50-60Hz 16A
Carton (N/G) Weight kg.	2,40 / 2,94	
Carton m3	0,016	

**KAUÇUK 3'LÜ GRUP PRİZ SİYAH / RUBBER 3-GANG SOCKET BLACK /**  
Колодка Каучуковая Однофазная 3-ая ЧЕРНЫЙ

Made in **Türkiye**



450.00  
220.000.301

IP54

KAUÇUK

Quantity in Carton	25	250V~50-60Hz 16A
Carton (N/G) Weight kg.	4,27 / 4,81	
Carton m3	0,016	

**KAUÇUK 3'LÜ GRUP PRİZ TURUNCU / RUBBER 3-GANG SOCKET ORANGE /**  
Колодка Каучуковая Однофазная 3-ая -ОРАНЖЕВЫЙ

Made in **Türkiye**



500.00  
221.000.301

IP54

KAUÇUK

Quantity in Carton	25	250V~50-60Hz 16A
Carton (N/G) Weight kg.	4,27 / 4,81	
Carton m3	0,016	

**KAUÇUK 4'LÜ GRUP PRİZ SİYAH / RUBBER 4-GANG SOCKET BLACK /**  
Колодка Каучуковая Однофазная 4-ая ЧЕРНЫЙ

Made in **Türkiye**



220.000.401

IP54

KAUÇUK

Quantity in Carton	20	250V~50-60Hz 16A
Carton (N/G) Weight kg.	4,24 / 4,90	
Carton m3	0,016	

**KAUÇUK 4'LÜ GRUP PRİZ TURUNCU / RUBBER 4-GANG SOCKET ORANGE /**  
Колодка Каучуковая Однофазная 4-ая -ОРАНЖЕВЫЙ

Made in **Türkiye**



221.000.401

IP54

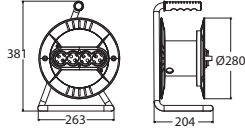
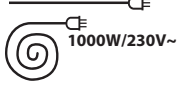
KAUÇUK

Quantity in Carton	20	250V~50-60Hz 16A
Carton (N/G) Weight kg.	4,24 / 4,90	
Carton m3	0,016	

SEYYAR MAKARA / CABLE REEL / КАБЕЛЬНАЯ КАТУШКА

Made in **Türkiye**

1.5 mm<sup>2</sup> 2000W/230V~



ROLL 1



WITHOUT CABLE

20MT

30MT

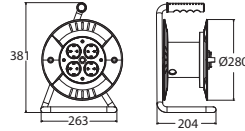
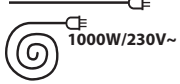
40MT

Product Code	310-000-101	310-020-101	310-030-101	310-040-101
Quantity in Carton	1	1	1	1
Carton (N/G) Weight kg.	1,14 / 1,45	3,20 / 3,50	3,94 / 4,25	4,25 / 4,58
Carton m3	0,023	0,023	0,023	0,023

250V~50-60Hz

Made in **Türkiye**

1.5 mm<sup>2</sup> 2000W/230V~



ROLL 2



WITHOUT CABLE

20MT

30MT

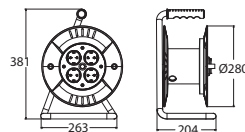
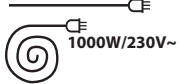
40MT

Product Code	310-000-201	310-020-201	310-030-201	310-040-201
Quantity in Carton	1	1	1	1
Carton (N/G) Weight kg.	1,14 / 1,45	3,20 / 3,50	3,94 / 4,25	4,25 / 4,58
Carton m3	0,023	0,023	0,023	0,023

250V~50-60Hz

Made in **Türkiye**

1.5 mm<sup>2</sup> 2000W/230V~



ROLL 3



WITHOUT CABLE

20MT

30MT

40MT

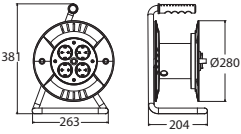
Product Code	310-000-301	310-020-301	310-030-301	310-040-301
Quantity in Carton	1	1	1	1
Carton (N/G) Weight kg.	1,14 / 1,45	3,20 / 3,50	3,94 / 4,25	4,25 / 4,58
Carton m3	0,023	0,023	0,023	0,023

250V~50-60Hz

## FRANSIZ TİPİ SEYYAR MAKARA / FRENCH TYPE CABLE REEL / Французский тип Кабельная катушка

1.5 mm<sup>2</sup> 2000W/230V~

1000W/230V~



**FRENCH TYPE  
CABLE REEL**



**ROLL 2**

**WITHOUT CABLE**

**20MT**

**30MT**

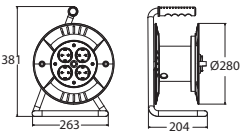
**40MT**

Product Code	<b>310-000-202</b>	<b>310-020-202</b>	<b>310-030-202</b>	<b>310-040-202</b>
Quantity in Carton	1	1	1	1
Carton (N/G) Weight kg.	1,14 / 1,45	3,20 / 3,50	3,94 / 4,25	4,25 / 4,58
Carton m3	0,023	0,023	0,023	0,023

250V~50-60Hz

1.5 mm<sup>2</sup> 2000W/230V~

1000W/230V~



**FRENCH TYPE  
CABLE REEL**



**ROLL 3**

**WITHOUT CABLE**

**20MT**

**30MT**

**40MT**

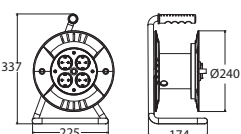


Product Code	<b>310-000-302</b>	<b>310-020-302</b>	<b>310-030-302</b>	<b>310-040-302</b>
Quantity in Carton	1	1	1	1
Carton (N/G) Weight kg.	1,14 / 1,45	3,20 / 3,50	3,94 / 4,25	4,25 / 4,58
Carton m3	0,023	0,023	0,023	0,023

250V~50-60Hz

1.5 mm<sup>2</sup> 2000W/230V~

1000W/230V~



**FRENCH TYPE  
CABLE REEL**



**SPIN 1**

**WITHOUT CABLE**

**15MT**

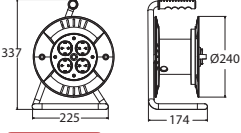
**25MT**

Product Code	<b>310-000-402</b>	<b>310-015-402</b>	<b>310-025-402</b>
Quantity in Carton	1	1	1
Carton (N/G) Weight kg.	1,01 / 1,33	3,05 / 3,30	3,84 / 4,01
Carton m3	0,012	0,012	0,012

250V~50-60Hz

1.5 mm<sup>2</sup> 2000W/230V~

1000W/230V~



**FRENCH TYPE  
CABLE REEL**



**SPIN 2**

**WITHOUT CABLE**

**15MT**

**25MT**



Product Code	<b>310-000-502</b>	<b>310-015-502</b>	<b>310-025-502</b>
Quantity in Carton	1	1	1
Carton (N/G) Weight kg.	1,01 / 1,33	3,05 / 3,30	3,84 / 4,01
Carton m3	0,012	0,012	0,012


250V~50-60Hz

**ELECTRICAL EQUIPMENT**

AYDINLATMA / LIGHTING FIXTURE / СВЕТИЛЬНИКИ

PLAZMA

Made in **Türkiye**



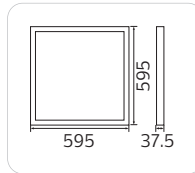
**BACKLIGHT**

1603.00

**PLAZMA**

056-009-0040

Quantity in Box	1
Quantity in Carton	10
Carton (N/G) Weight Kg.	10,69 / 12,5
Carton m <sup>3</sup>	0,14



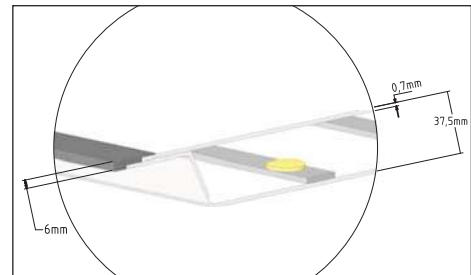

**40W /4265 lm**

4200K

6400K

IP 20

SMD LED





LINEAR  
CIRCUIT



EKOLA

Made in **Türkiye**

EKOLA 7

EKOLA 9

EKOLA 11

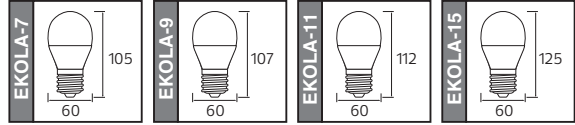
EKOLA 15



90.00

120.00

Code	001-006-2007	001-006-2009	001-006-2011	001-006-2015
Power	7W	9W	11W	15W
Color Temperature	2700K/4200K/6400K	2700K/4200K/6400K	2700K/4200K/6400K	2700K/4200K/6400K
Luminous Flux	850 lm	900 lm	1150 lm	1500 lm
Quantity in Box	1	1	1	1
Quantity in Carton	100	100	100	100
Carton (N/G) Weight kg.	2,05 / 4,05	2,25 / 4,25	2,40 / 4,40	2,52 / 4,52
Carton m3	0,045	0,047	0,053	0,069



DOB  
CIRCUIT



PREMIER

Made in **Türkiye**

PREMIER 7

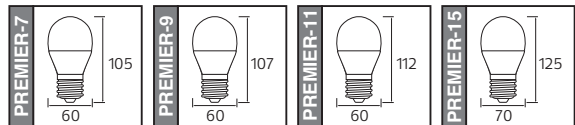
PREMIER 9

PREMIER 11

PREMIER 15



Code	001-006-0007	001-006-0009	001-006-0011	001-006-0015
Power	7W	9W	11W	15W
Color Temperature	2700K/4200K/6400K	2700K/4200K/6400K	2700K/4200K/6400K	2700K/4200K/6400K
Luminous Flux	850 lm	900 lm	1150 lm	1500 lm
Quantity in Box	1	1	1	1
Quantity in Carton	100	100	100	100
Carton (N/G) Weight kg.	2,05 / 4,05	2,25 / 4,25	2,40 / 4,40	2,52 / 4,52
Carton m3	0,045	0,047	0,053	0,069



Made in **Türkiye**

CRYSTAL

CRYSTAL 20

CRYSTAL 30

CRYSTAL 40

CRYSTAL 50

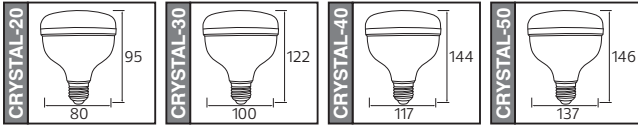


250.00

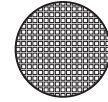
343.00

578.00

Code	001-016-1020	001-016-1030	001-016-1040	001-016-1050
Power	20W	30W	40W	50W
Color Temperature	2700K/6400K	2700K/6400K	2700K/6400K	2700K/6400K
Luminous Flux	2050 lm	3120 lm	4250 lm	5350 lm
Quantity in Box	1	1	1	1
Quantity in Carton	60	40	40	24
Carton (N/G) Weight kg.	3,90 / 5,80	3,29 / 5,19	4,23 / 6,13	3,15 / 5,05
Carton m3	0,046	0,056	0,100	0,062



IP 20  
SMD LED



Crystal Diffuser



E27



AYDINLATMA / LIGHTING FIXTURE / СВЕТИЛЬНИКИ

NEMLİ YER / WATERPROOF / ВОДОНЕПРОНИЦАЕМЫЙ

AYDOS

640.00

Made in **Türkiye**



BEYAZ / White



SIYAH / Black

- 4200K 400 001 125  
○ 6400K 400 002 125

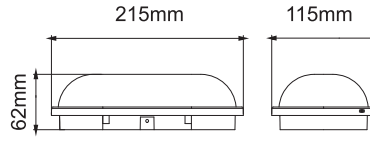
- 4200K 400 011 125  
○ 6400K 400 012 125

15W

400-XXX-125

Quantity in Box	1
Quantity in Carton	30
Carton (N/G) Weight Kg.	5,31 / 6,95
Carton m³	0,057

250V~50-60Hz



1500 lm

CLASS II	IP 65
SMD LED	PLASTIC

Made in **Türkiye**

825.00



BEYAZ / White



SIYAH / Black

- 4200K 400 001 126  
○ 6400K 400 002 126

- 4200K 400 011 126  
○ 6400K 400 012 126

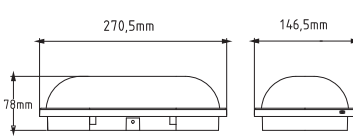
20W

AYDOS - 20

400-XXX-126

Quantity in Box	1
Quantity in Carton	20
Carton (N/G) Weight Kg.	5,12 / 6,70
Carton m³	0 072

250V~50-60Hz



2000 lm

CLASS II	IP 65
SMD LED	PLASTIC

AYDINLATMA / LIGHTING FIXTURE / СВЕТИЛЬНИКИ

NEMLİ YER / WATERPROOF / ВОДОНЕПРОНИЦАЕМЫЙ

ARTOS

640.00

Made in **Türkiye**



BEYAZ / White



SIYAH / Black

15W

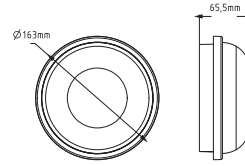
ARTOS - 15

400-XXX-127

Quantity in Box	1	250V~50-60HZ
Quantity in Carton	30	
Carton (N/G) Weight Kg.	4 61 / 6 27	
Carton m <sup>3</sup>	0,061	

- 4200K 400 001 127  
○ 6400K 400 002 127

- 4200K 400 011 127  
○ 6400K 400 012 127



1500 lm

CLASS II

IP 65

SMD LED

PLASTIC



Made in **Türkiye**

825.00



BEYAZ / White



SIYAH / Black

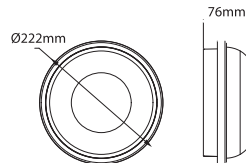
20W

400-XXX-128

Quantity in Box	1	250V~50-60HZ
Quantity in Carton	20	
Carton (N/G) Weight Kg.	5,45 / 7,13	
Carton m <sup>3</sup>	0,080	

- 4200K 400 001 128  
○ 6400K 400 002 128

- 4200K 400 011 128  
○ 6400K 400 012 128



2000 lm

CLASS II

IP 65

SMD LED

PLASTIC



## AYDINLATMA / LIGHTING FIXTURE / СВЕТИЛЬНИКИ

### PLASTİK 360° SENSÖRLÜ LEDLİ TAVAN ARMATÜRÜ / PLASTIC LED LIGHTING FIXTURE WITH 360° MOTION SENSOR ПОТОЛОЧНЫЙ СВЕТИЛЬНИК С 360° ДАТЧИКОМ ДВИЖЕНИЯ

Made in **Türkiye**

**NEW**  
PRODUCT



**18W**  
1800 lm

400-110-143



**18W**  
1800 lm

400-120-143

**SENSOR**

**18W / 1800 lm**

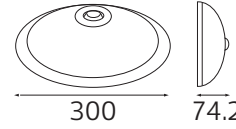


6400K

SMD LED

IP 20

Quantity in Box	1
Quantity in Carton	12
Carton (N/G) Weight Kg.	4,07 / 6,10
Carton m <sup>3</sup>	0,12



#### 360° sensor ceiling light

Detection distance	: 8m (max.)
Time setting range	: 15-270 sec.
Ambient light adjustment range	: 2-240 Lux
Operating temperature	: -20°/+75°
IP Class	: IP20

### PLASTİK 360° SENSÖRLÜ TAVAN ARMATÜRÜ / PLASTIC LIGHTING FIXTURE WITH 360° MOTION SENSOR ПОТОЛОЧНЫЙ СВЕТИЛЬНИК С 360° ДАТЧИКОМ ДВИЖЕНИЯ

Made in **Türkiye**



400-010-143



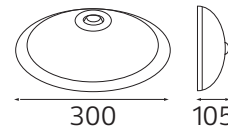
1221.00  
400-020-143



**SENSOR**



Quantity in Box	1
Quantity in Carton	10
Carton (N/G) Weight Kg.	3,93 / 5,90
Carton m <sup>3</sup>	0,11



#### 360° sensor ceiling light

Detection distance	: 8m (max.)
Time setting range	: 15-270 sec.
Ambient light adjustment range	: 2-240 Lux
Operating temperature	: -20°/+75°
IP Class	: IP20

Made in **Türkiye**

### BOLKAR / BOLKAR



**20W**

**BOLKAR**

071-014-0020

SIYAH / Black



BEYAZ / White



**SENSOR**

**2400 lm**

CLASS II

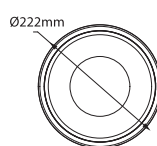
IP44

SMD LED

PLASTIC

Quantity in Box	1
Quantity in Carton	20
Carton (N/G) Weight Kg.	5,64 / 7,52
Carton m <sup>3</sup>	0,0952

250V~50-60Hz



CE