

LED PROJECTOR

399.00

Product Code: 068 010 0010

ASLAN-10

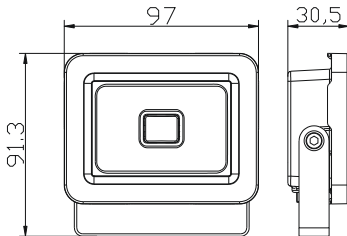


BLACK

WHITE



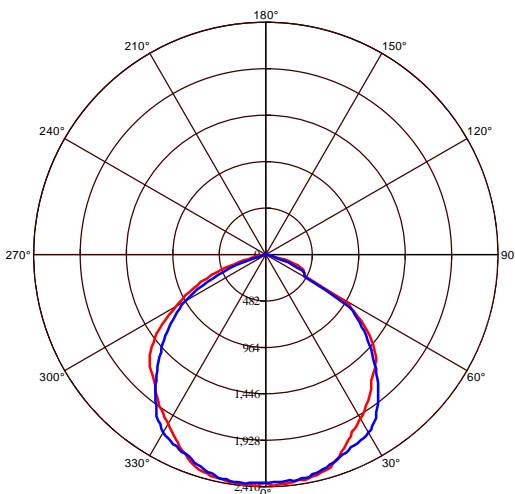
Technical Drawing



Technical Data

Voltage (V)	175-250V
Product Wattage (W)	10
Equivalence with incandescent lamp(W)	80
Colour Render Index (Ra)	>Ra80
Colour Temperature (K)	2700K - 6400K - Green
Materials	Aluminium Die Casting Body
Protection Class	I
Dimmable	No
EEI	A E
Warm-up time up to 60 % of the full light output	Instant Full Light
Luminous Flux (lm)	800
Luminous Efficacy (lm/W)	80
Rated Life (hrs) ⌚	30.000
IP Rating	65
Power Factor	>0.9
Beam Angle	100°
Starting Time	<0.2s
Number of ON-OFF cycling	x10.000

Photometric Diagram



b C0 Plane beam angle(50%) b C90 Plane beam angle(50%)

C0 Plane beam angle(50%):111.8(DEG) C90 Plane beam angle(50%):107.9(DEG)

Applications

- Stadiums, Outdoor



Features

- High Lumen and CRI, Good quality & Constant Current driver.
- High heat dissipation, low carbon and environmental protection.
- SMD LED Lamp Base.
- Very low energy consumption.



LED PROJECTOR

599.00

Product Code: 068 010 0020

ASLAN-20

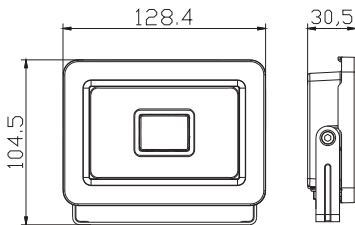


BLACK

WHITE



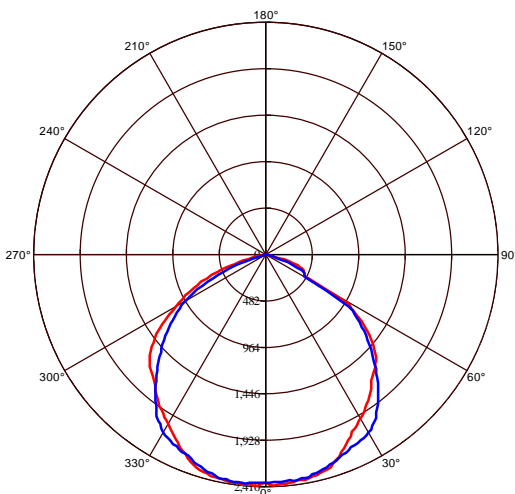
Technical Drawing



Technical Data

Voltage (V)	175-250V
Product Wattage (W)	20
Equivalence with incandescent lamp(W)	160
Colour Render Index (Ra)	>Ra80
Colour Temperature (K)	2700K - 6400K - Green
Materials	Aluminium Die Casting Body
Protection Class	I
Dimmable	No
EEI	A E
Warm-up time up to 60 %of the full light output	Instant Full Light
Luminous Flux (lm)	1600
Luminous Efficacy (lm/W)	80
Rated Life (hrs) ⌚	30.000
IP Rating	65
Power Factor	>0.9
Beam Angle	100°
Starting Time	<0.2s
Number of ON-OFF cycling	x10.000

Photometric Diagram



b C0 Plane beam angle(50%) b C90 Plane beam angle(50%)

C0 Plane beam angle(50%):111.8(DEG) C90 Plane beam angle(50%):107.9(DEG)

Applications

- Stadiums, Outdoor



Features

- High Lumen and CRI, Good quality & Constant Current driver.
- High heat dissipation, low carbon and environmental protection.
- SMD LED Lamp Base.
- Very low energy consumption.



LED PROJECTOR

699.00

Product Code: 068 010 0030

ASLAN-30

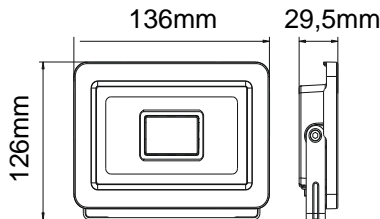


BLACK

WHITE



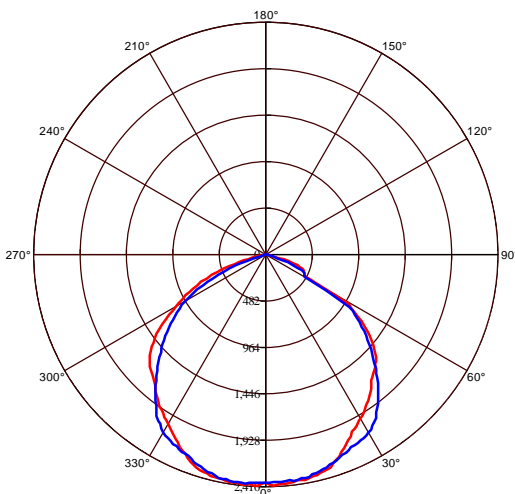
Technical Drawing



Technical Data

Voltage (V)	175-250V
Product Wattage (W)	30
Equivalence with incandescent lamp(W)	240
Colour Render Index (Ra)	>Ra80
Colour Temperature (K)	2700K - 6400K - Green
Materials	Aluminium Die Casting Body
Protection Class	I
Dimmable	No
EEI	A E
Warm-up time up to 60 % of the full light output	Instant Full Light
Luminous Flux (lm)	3380
Luminous Efficacy (lm/W)	113
Rated Life (hrs) ⌚	30.000
IP Rating	65
Power Factor	>0.9
Beam Angle	100°
Starting Time	<0.2s
Number of ON-OFF cycling	x10.000

Photometric Diagram



b C0 Plane beam angle(50%) b C90 Plane beam angle(50%)

C0 Plane beam angle(50%):111.8(DEG) C90 Plane beam angle(50%):107.9(DEG)

Applications

- Stadiums, Outdoor



Features

- High Lumen and CRI, Good quality & Constant Current driver.
- High heat dissipation, low carbon and environmental protection.
- SMD LED Lamp Base.
- Very low energy consumption.



LED PROJECTOR

799.00

Product Code: 068 010 0050

ASLAN-50

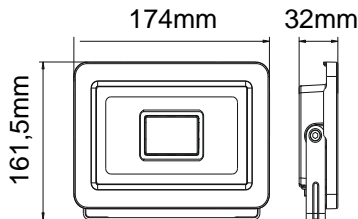


BLACK


WHITE



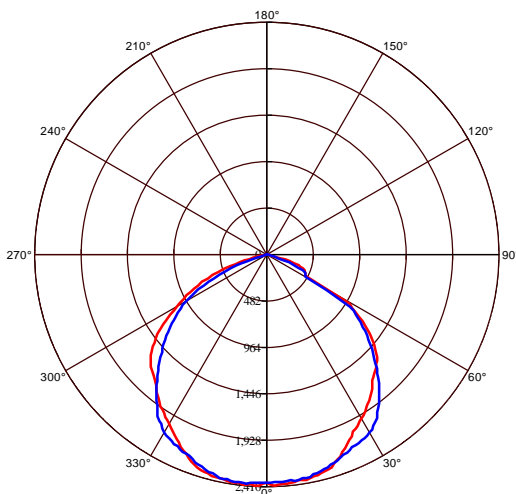
Technical Drawing



Technical Data

Voltage (V)	175-250V
Product Wattage (W)	50
Equivalence with incandescent lamp(W)	400
Colour Render Index (Ra)	>Ra80
Colour Temperature (K)	2700K - 6400K - Green
Materials	Aluminium Die Casting Body
Protection Class	I
Dimmable	No
EEI	
Warm-up time up to 60 % of the full light output	Instant Full Light
Luminous Flux (lm)	5750
Luminous Efficacy (lm/W)	115
Rated Life (hrs) ⌚	30.000
IP Rating	65
Power Factor	>0.9
Beam Angle	100°
Starting Time	<0.2s
Number of ON-OFF cycling	x10.000

Photometric Diagram



b C0 Plane beam angle(50%) b C90 Plane beam angle(50%)

C0 Plane beam angle(50%):111.8(DEG) C90 Plane beam angle(50%):107.9(DEG)

Applications

- Stadiums, Outdoor



Features

- High Lumen and CRI, Good quality & Constant Current driver.
- High heat dissipation, low carbon and environmental protection.
- SMD LED Lamp Base.
- Very low energy consumption.



LED PROJECTOR

1799.00

Product Code: 068 010 0100

ASLAN-100

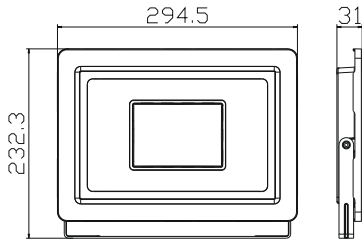


BLACK

WHITE



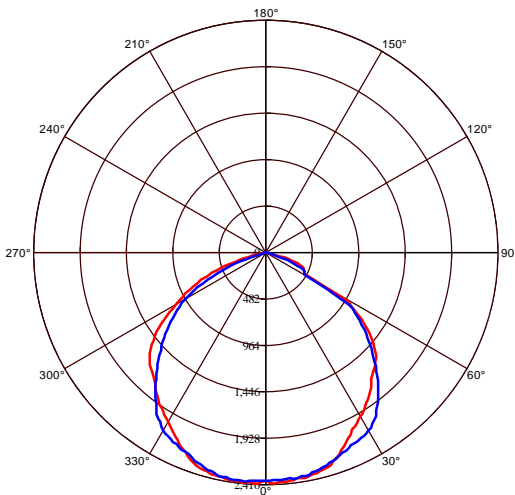
Technical Drawing



Technical Data

Voltage (V)	175-250V
Product Wattage (W)	100
Equivalence with incandescent lamp(W)	800
Colour Render Index (Ra)	>Ra80
Colour Temperature (K)	2700K - 6400K
Materials	Aluminium Die Casting Body
Protection Class	I
Dimmable	No
EEI	A E
Warm-up time up to 60 % of the full light output	Instant Full Light
Luminous Flux (lm)	8000
Luminous Efficacy (lm/W)	80
Rated Life (hrs) ⌚	30.000
IP Rating	65
Power Factor	>0.9
Beam Angle	100°
Starting Time	<0.2s
Number of ON-OFF cycling	x10.000

Photometric Diagram



b C0 Plane beam angle(50%) b C90 Plane beam angle(50%)

C0 Plane beam angle(50%):111.8(DEG) C90 Plane beam angle(50%):107.9(DEG)

Applications

- Stadiums, Outdoor



Features

- High Lumen and CRI, Good quality & Constant Current driver.
- High heat dissipation, low carbon and environmental protection.
- SMD LED Lamp Base.
- Very low energy consumption.



LED PROJECTOR

3899.00

Product Code: 068 010 0200

ASLAN-200

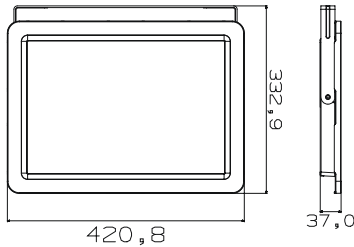


BLACK


WHITE



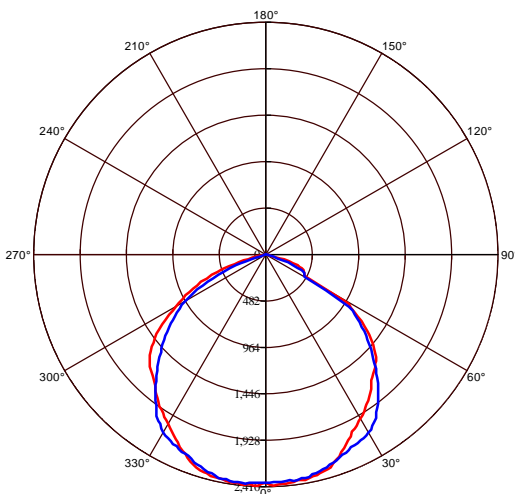
Technical Drawing



Technical Data

Voltage (V)	175-250V
Product Wattage (W)	200
Equivalence with incandescent lamp(W)	1600
Colour Render Index (Ra)	>Ra80
Colour Temperature (K)	2700K - 6400K
Materials	Aluminium Die Casting Body
Protection Class	I
Dimmable	No
EEI	
Warm-up time up to 60 % of the full light output	Instant Full Light
Luminous Flux (lm)	16000
Luminous Efficacy (lm/W)	80
Rated Life (hrs) ⌚	30.000
IP Rating	65
Power Factor	>0.9
Beam Angle	100°
Starting Time	<0.2s
Number of ON-OFF cycling	x10.000

Photometric Diagram



b C0 Plane beam angle(50%) b C90 Plane beam angle(50%)

C0 Plane beam angle(50%):111.8(DEG) C90 Plane beam angle(50%):107.9(DEG)

Applications

- Stadiums, Outdoor



Features

- High Lumen and CRI, Good quality & Constant Current driver.
- High heat dissipation, low carbon and environmental protection.
- SMD LED Lamp Base.
- Very low energy consumption.



LED PROJECTOR

8899.00

Product Code: 068 010 0300

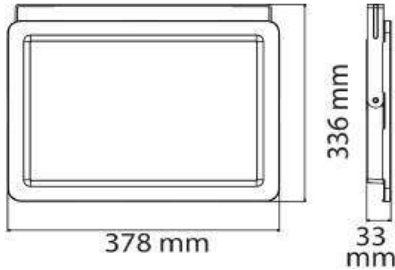
ASLAN-300



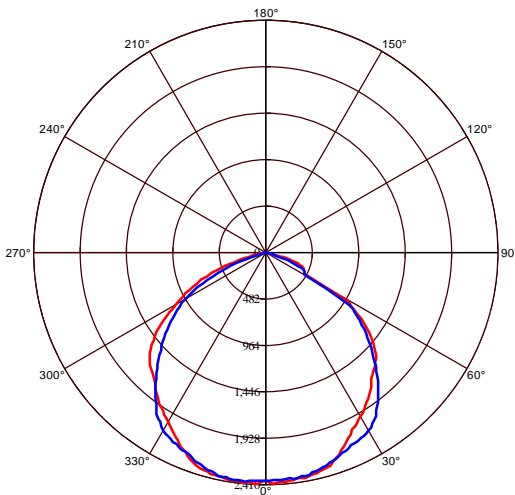
BLACK



Technical Drawing




Photometric Diagram



b C0 Plane beam angle(50%) b C90 Plane beam angle(50%)

C0 Plane beam angle(50%):111.8(DEG) C90 Plane beam angle(50%):107.9(DEG)

Technical Data

Voltage (V)	175-250V
Product Wattage (W)	300
Equivalence with incandescent lamp(W)	2400
Colour Render Index (Ra)	>Ra80
Colour Temperature (K)	6400K
Materials	Aluminium Die Casting Body
Protection Class	I
Dimmable	No
EEI	
Warm-up time up to 60 % of the full light output	Instant Full Light
Luminous Flux (lm)	31740
Luminous Efficacy (lm/W)	80
Rated Life (hrs) ⌚	30.000
IP Rating	65
Power Factor	>0.9
Beam Angle	120°
Starting Time	<0.2s
Number of ON-OFF cycling	x10.000

Applications

- Stadiums, Outdoor



Features

- High Lumen and CRI, Good quality & Constant Current driver.
- High heat dissipation, low carbon and environmental protection.
- SMD LED Lamp Base.
- Very low energy consumption.



LED PROJECTOR WITH SENSOR

1182.00

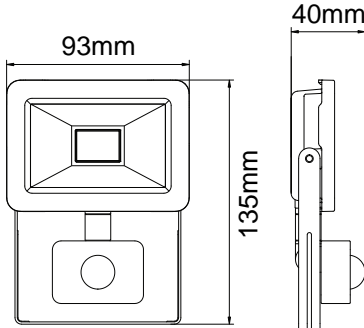
Product Code: 068 011 0010

ASLAN/S-10

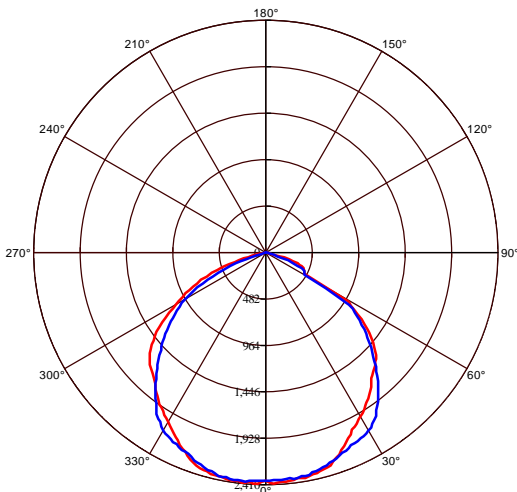


BLACK
WHITE

Technical Drawing



Photometric Diagram



b C0 Plane beam angle(50%) b C90 Plane beam angle(50%)

C0 Plane beam angle(50%):111.8(DEG) C90 Plane beam angle(50%):107.9(DEG)

Technical Data

Voltage (V)	175-250V
Product Wattage (W)	10
Equivalence with incandescent lamp(W)	160
Colour Render Index (Ra)	>Ra80
Colour Temperature (K)	6400K
Materials	Aluminium Die Casting Body
Protection Class	I
Dimmable	No
EEI	A1 E
Warm-up time up to 60 % of the full light output	Instant Full Light
Luminous Flux (lm)	1100
Luminous Efficacy (lm/W)	110
Rated Life (hrs) ⌚	30.000
IP Rating	65
Power Factor	>0.9
Beam Angle	120°
Starting Time	<0.2s
Number of ON-OFF cycling	x15.000
Detection Distance	2-8m
Duration Time	12sec~7min±2min

Applications

- Stadiums, Outdoor



Features

- High Lumen and CRI, Good quality & Constant Current driver.
- High heat dissipation, low carbon and environmental protection.
- SMD LED Lamp Base.
- Very low energy consumption.



LED PROJECTOR WITH SENSOR

1482.00

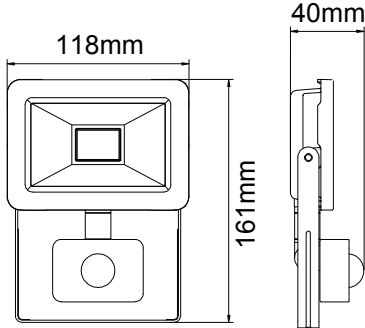
Product Code: 068 011 0020

ASLAN/S-20

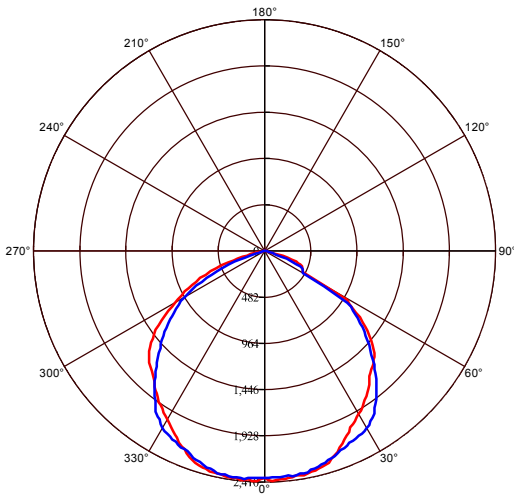


BLACK
WHITE

Technical Drawing




Photometric Diagram



☑ C0 Plane beam angle(50%) ☑ C90 Plane beam angle(50%)

C0 Plane beam angle(50%):111.8(DEG) C90 Plane beam angle(50%):107.9(DEG)

Technical Data

Voltage (V)	175-250V
Product Wattage (W)	20
Equivalence with incandescent lamp(W)	160
Colour Render Index (Ra)	>Ra80
Colour Temperature (K)	6400K
Materials	Aluminium Die Casting Body
Protection Class	I
Dimmable	No
EEI	
Warm-up time up to 60 % of the full light output	Instant Full Light
Luminous Flux (lm)	2200
Luminous Efficacy (lm/W)	110
Rated Life (hrs) ⌚	30.000
IP Rating	65
Power Factor	>0.9
Beam Angle	120°
Starting Time	<0.2s
Number of ON-OFF cycling	x15.000
Detection Distance	2-8m
Duration Time	12sec~7min±2min

Applications

- Stadiums, Outdoor



Features

- High Lumen and CRI, Good quality & Constant Current driver.
- High heat dissipation, low carbon and environmental protection.
- SMD LED Lamp Base.
- Very low energy consumption.



LED PROJECTOR WITH SENSOR

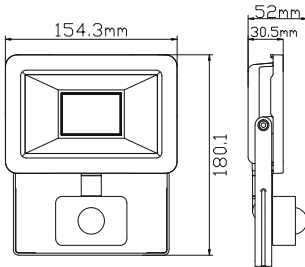
1641.00

Product Code: 068 011 0030

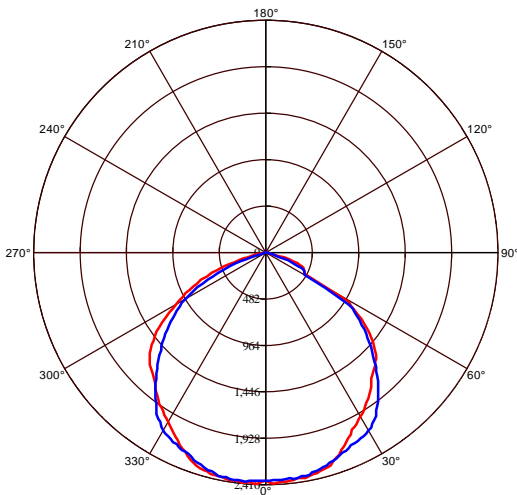
ASLAN/S-30



Technical Drawing



Photometric Diagram



b C0 Plane beam angle(50%) b C90 Plane beam angle(50%)

C0 Plane beam angle(50%):111.8(DEG) C90 Plane beam angle(50%):107.9(DEG)

Technical Data

Voltage (V)	175-250V
Product Wattage (W)	30
Equivalence with incandescent lamp(W)	240
Colour Render Index (Ra)	>Ra80
Colour Temperature (K)	6400K
Materials	Aluminium Die Casting Body
Protection Class	I
Dimmable	No
EEI	A E
Warm-up time up to 60 %of the full light output	Instant Full Light
Luminous Flux (lm)	2400
Luminous Efficacy (lm/W)	80
Rated Life (hrs) ⌚	30.000
IP Rating	65
Power Factor	>0.9
Beam Angle	120°
Starting Time	<0.2s
Number of ON-OFF cycling	x15.000
Detection Distance	2-8m
Duration Time	12sec~7min±2min

Applications

- Stadiums, Outdoor



Features

- High Lumen and CRI, Good quality & Constant Current driver.
- High heat dissipation, low carbon and environmental protection.
- SMD LED Lamp Base.
- Very low energy consumption.



LED PROJECTOR WITH SENSOR

2053.00

Product Code: 068 011 0050

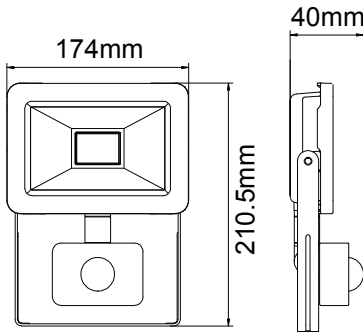
ASLAN/S-50



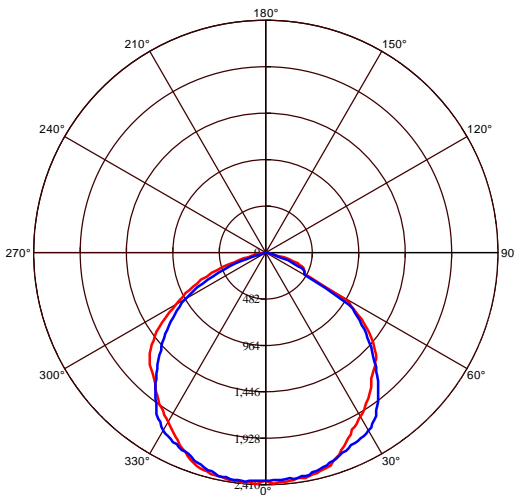
Technical Data

Voltage (V)	175-250V
Product Wattage (W)	50
Equivalence with incandescent lamp(W)	400
Colour Render Index (Ra)	>Ra80
Colour Temperature (K)	6400K
Materials	Aluminium Die Casting Body
Protection Class	I
Dimmable	No
EEI	A E
Warm-up time up to 60 %of the full light output	Instant Full Light
Luminous Flux (lm)	5500
Luminous Efficacy (lm/W)	110
Rated Life (hrs) ⌚	30.000
IP Rating	65
Power Factor	>0.9
Beam Angle	120°
Starting Time	<0.2s
Number of ON-OFF cycling	x15.000
Detection Distance	2-8m
Duration Time	12sec~7min±2min

Technical Drawing



Photometric Diagram



b C0 Plane beam angle(50%) b C90 Plane beam angle(50%)

C0 Plane beam angle(50%):111.8(DEG) C90 Plane beam angle(50%):107.9(DEG)

Applications

- Stadiums, Outdoor



Features

- High Lumen and CRI, Good quality & Constant Current driver.
- High heat dissipation, low carbon and environmental protection.
- SMD LED Lamp Base.
- Very low energy consumption.



LED PROJECTOR

1799.00


Product Code: 068 030 1050

PALLAS-50 3CCT


CCT ADJUSTABLE




Technical Data

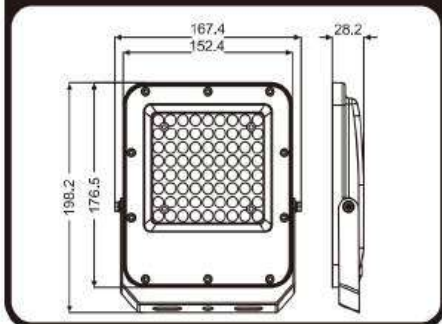
Voltage (V)	145-265V
Product Wattage (W)	50
Equivalence with incandescent lamp(W)	400
Colour Render Index (Ra)	>Ra80
Colour Temperature (K)	3CCT
Materials	Aluminium
Protection Class	I
Dimmable	No
EEL	
Warm-up time up to 60 %of the full light output	Instant Full Light
Luminous Flux (lm)	6500
Luminous Efficacy (lm/W)	130
Rated Life (hrs) ⌚	30.000
IP Rating	65
Power Factor	>0.9
Beam Angle	90°
Starting Time	<0.2s
Number of ON-OFF cycling	x15.000

Applications

- Stadiums, Outdoor



Technical Drawing



Features

- High Lumen and CRI, Good quality & Constant Current driver.
- High heat dissipation, low carbon and environmental protection.
- SMD LED Lamp Base.
- Very low energy consumption.




LED PROJECTOR

2999.00

Product Code: 068 030 1100

PALLAS-100 3CCT


Technical Data


Voltage (V)	145-265V
Product Wattage (W)	100
Equivalence with incandescent lamp(W)	800
Colour Render Index (Ra)	>Ra80
Colour Temperature (K)	3CCT
Materials	Aluminium
Protection Class	I
Dimmable	No
EEI	
Warm-up time up to 60 % of the full light output	Instant Full Light
Luminous Flux (lm)	13000
Luminous Efficacy (lm/W)	130
Rated Life (hrs) ⌚	30.000
IP Rating	65
Power Factor	>0.9
Beam Angle	90°
Starting Time	<0.2s
Number of ON-OFF cycling	x15.000

CCT ADJUSTABLE

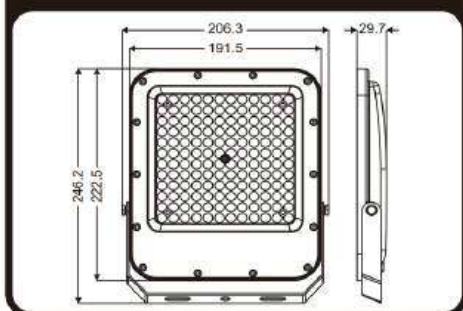


Applications

- Stadiums, Outdoor



Technical Drawing



Features

- High Lumen and CRI, Good quality & Constant Current driver.
- High heat dissipation, low carbon and environmental protection.
- SMD LED Lamp Base.
- Very low energy consumption.




LED PROJECTOR

6199.00

 Product Code: **068 030 1200**
PALLAS-200 3CCT


Technical Data


Voltage (V)	145-265V
Product Wattage (W)	200
Equivalence with incandescent lamp(W)	1600
Colour Render Index (Ra)	>Ra80
Colour Temperature (K)	3CCT
Materials	Aluminium
Protection Class	I
Dimmable	No
EEI	
Warm-up time up to 60 % of the full light output	Instant Full Light
Luminous Flux (lm)	26000
Luminous Efficacy (lm/W)	130
Rated Life (hrs) ⌚	30.000
IP Rating	65
Power Factor	>0.9
Beam Angle	90°
Starting Time	<0.2s
Number of ON-OFF cycling	x15.000

CCT ADJUSTABLE

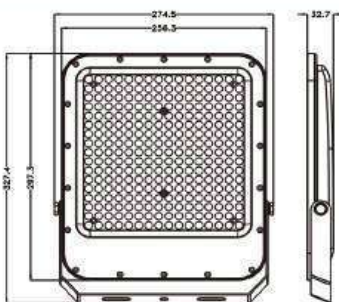


Applications

- Stadiums, Outdoor



Technical Drawing



Features

- High Lumen and CRI, Good quality & Constant Current driver.
- High heat dissipation, low carbon and environmental protection.
- SMD LED Lamp Base.
- Very low energy consumption.



LED PROJECTOR

8999.00

Product Code: 068 030 1300

PALLAS-300 3CCT


Technical Data


Voltage (V)	145-265V
Product Wattage (W)	300
Equivalence with incandescent lamp(W)	2400
Colour Render Index (Ra)	>Ra80
Colour Temperature (K)	3CCT
Materials	Aluminium
Protection Class	I
Dimmable	No
EEI	
Warm-up time up to 60 % of the full light output	Instant Full Light
Luminous Flux (lm)	39000
Luminous Efficacy (lm/W)	130
Rated Life (hrs) ⌚	30.000
IP Rating	65
Power Factor	>0.9
Beam Angle	90°
Starting Time	<0.2s
Number of ON-OFF cycling	x15.000

CCT ADJUSTABLE

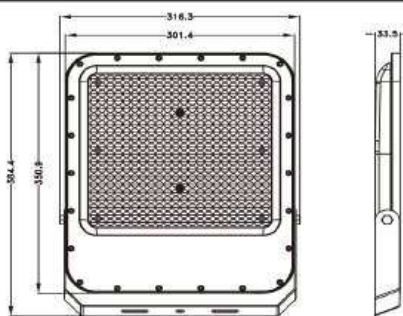


Applications

- Stadiums, Outdoor



Technical Drawing



Features

- High Lumen and CRI, Good quality & Constant Current driver.
- High heat dissipation, low carbon and environmental protection.
- SMD LED Lamp Base.
- Very low energy consumption.



LED SOLAR PROJECTOR

3968.00

Product&Family Code:

068 012 2100


TIGER PRO-100 3CCT

BLACK

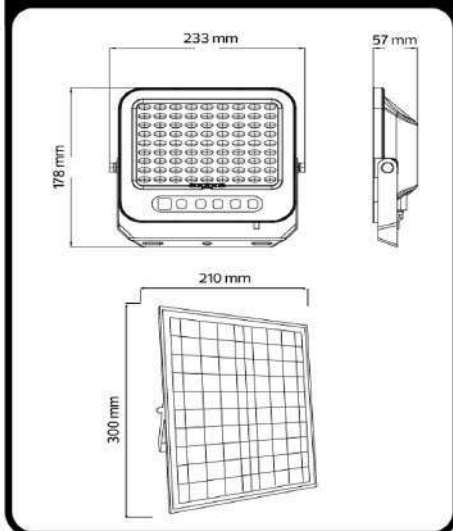

Technical Data

Voltage (V)	3.2V 8Ah LiFePO4
Product Wattage (W)	100
Colour Render Index (Ra)	>Ra70
Colour Temperature (K)	3CCT
Materials	ABS+PC
Protection Class	III
Dimmable	No
EEL	-
Warm-up time up to 60 %of the full light output	Instant Full Light
Luminous Flux (lm)	1100
Charging Time (h) :	4-6H
Duration Time (hrs) ⏴	12-14H
Solar Panel	6V/10W(Monocrystalline)
IP Rating	65
Beam Angle	120°
Remote Control	12m
Installation Height(m)	2m
Charging&Discharging Time:	> 1500
Cable Length	With 5m Cable & U Bracket

CCT ADJUSTABLE



Technical Drawing



Applications

- Outdoor applications.



Features

- High Lumen and CRI, Good quality & Constant Current driver.
- High heat dissipation, low carbon and environmental protection.
- SMD LED Lamp Base.
- Plastic Body



LED SOLAR PROJECTOR

2672.00

Product&Family Code:

068 021 0016

SPIDER-16

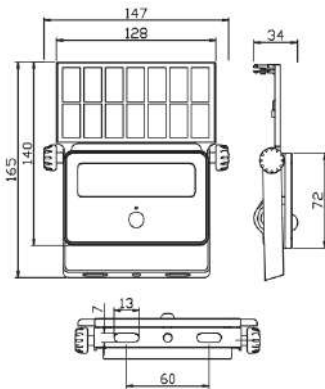

BLACK



Technical Data

Voltage (V)	3.7V 2.6Ah Battery
Product Wattage (W)	16
Colour Render Index (Ra)	>Ra80
Colour Temperature (K)	6400K
Materials	ABS
Protection Class	III
Dimmable	No
EEI	-
Warm-up time up to 60 %of the full light output	Instant Full Light
Luminous Flux (lm)	1600
Charging Time (h) :	4-6 (Cloudy 1 day, Rainy 2 days)
Duration Time (hrs) ⌚	12-15H
Solar Panel	1W 5V
IP Rating	54
Beam Angle	120°
Remote Control	12m
Installation Height(m)	2-3
Charging&Discharging Time:	> 1500

Technical Drawing



Applications

- Outdoor applications.



Features

- High Lumen and CRI, Good quality & Constant Current driver.
- High heat dissipation, low carbon and environmental protection.
- SMD LED Lamp Base.
- Plastic Body



LED PROJECTOR

17792.00

Product Code: 068 033 0400


BORNEO-400


Technical Data

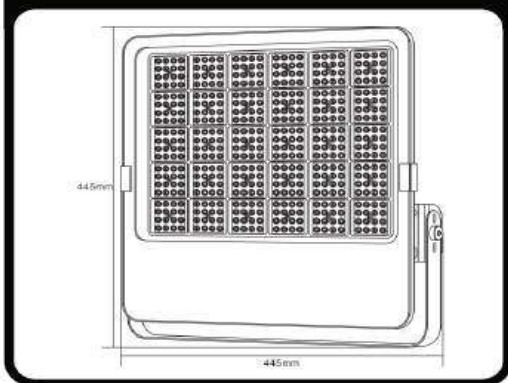
Voltage (V)	100-265V
Product Wattage (W)	400
Equivalence with incandescent lamp(W)	3200
Colour Render Index (Ra)	>Ra80
Colour Temperature (K)	6400K
Materials	Aluminium
Protection Class	I
Dimmable	No
Warm-up time up to 60 %of the full light output	Instant Full Light
Luminous Flux (lm)	48000
Luminous Efficacy (lm/W)	120
Rated Life (hrs) ⌚	30.000
IP Rating	65
Power Factor	>0.9
Beam Angle	120°
Starting Time	<0.2s
Number of ON-OFF cycling	x15.000

Applications

- Stadiums, Outdoor



Technical Drawing



Features

- High Lumen and CRI, Good quality & Constant Current driver.
- High heat dissipation, low carbon and environmental protection.
- SMD LED Lamp Base.
- Very low energy consumption.



LED WORKLIGHT

4554.00

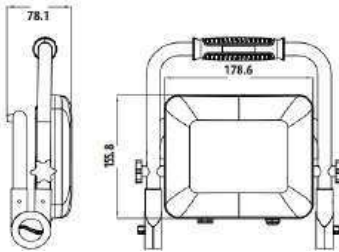
Product Code: 068 032 0050

PEGASUS/W-50

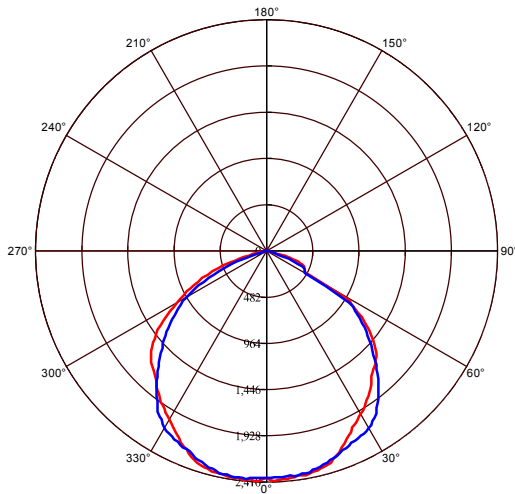


BLACK

Technical Drawing




Photometric Diagram



☑ C0 Plane beam angle(50%) ☑ C90 Plane beam angle(50%)


C0 Plane beam angle(50%):111.8(DEG) C90 Plane beam angle(50%):107.9(DEG)

Technical Data

Voltage (V)	100-265V
Product Wattage (W)	50
Equivalence with incandescent lamp(W)	400
Colour Render Index (Ra)	>Ra80
Colour Temperature (K)	6400K
Materials	Aluminium Die Casting Body
Protection Class	I
Dimmable	No
EEI	
Warm-up time up to 60 %of the full light output	Instant Full Light
Luminous Flux (lm)	5750
Luminous Efficacy (lm/W)	115
Rated Life (hrs) ⌚	30.000
IP Rating	65
Power Factor	>0.5
Beam Angle	100°
Starting Time	<0.2s
Number of ON-OFF cycling	x15.000

Applications

- Stadiums, Outdoor



Features

- High Lumen and CRI, Good quality & Constant Current driver.
- High heat dissipation, low carbon and environmental protection.
- SMD LED Lamp Base.
- Very low energy consumption.



LED WORKLIGHT

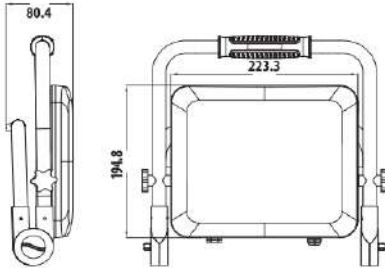
6472.00

Product Code: 068 032 0100

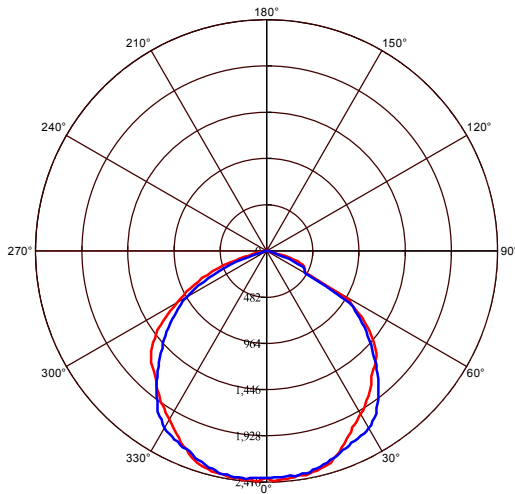
PEGASUS/W-100

BLACK

Technical Drawing



Photometric Diagram


 C0 Plane beam angle(50%) C90 Plane beam angle(50%)

C0 Plane beam angle(50%):111.8(DEG) C90 Plane beam angle(50%):107.9(DEG)

Technical Data

Voltage (V)	100-265V
Product Wattage (W)	100
Equivalence with incandescent lamp(W)	400
Colour Render Index (Ra)	>Ra80
Colour Temperature (K)	6400K
Materials	Aluminium Die Casting Body
Protection Class	I
Dimmable	No
EEI	
Warm-up time up to 60 % of the full light output	Instant Full Light
Luminous Flux (lm)	11700
Luminous Efficacy (lm/W)	117
Rated Life (hrs) ⌚	30.000
IP Rating	65
Power Factor	>0.5
Beam Angle	100°
Starting Time	<0.2s
Number of ON-OFF cycling	x15.000

Applications

- Stadiums, Outdoor



Features

- High Lumen and CRI, Good quality & Constant Current driver.
- High heat dissipation, low carbon and environmental protection.
- SMD LED Lamp Base.
- Very low energy consumption.



LED SOLAR PROJECTOR

2103.00

Product&Family Code:

068 027 0200
TURBO-200


Technical Data

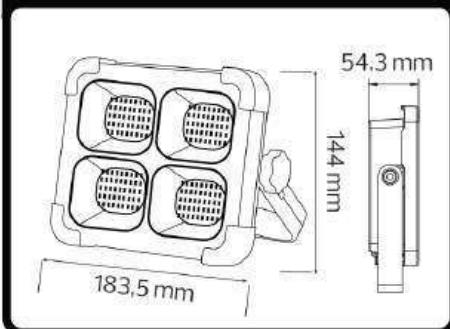
Voltage (V)	3.7V 4000mAh
Product Wattage (W)	200W
Colour Render Index (Ra)	>Ra80
Colour Temperature (K)	3000K-4500K-6000K
Materials	PLASTIC
Protection Class	III
Dimmable	No
EEI	-
Warm-up time up to 60 % of the full light output	Instant Full Light
Luminous Flux (lm)	1466
Charging Time (h) :	5-7H CLOUDY and RAINY days: 2days
Solar Panel	5V 1.3W
IP Rating	44
Beam Angle	120°
Installation Height(m)	3m
Charging&Discharging Time:	> 1500

Applications

- Outdoor applications.



Technical Drawing



Features

- High Lumen and CRI, Good quality & Constant Current driver.-
- High heat dissipation, low carbon and environmental protection.-
- SMD LED Lamp Base.
- Plastic Body



PORTABLE LED PROJECTOR

8634.00

Product Code:

068 019 0030

WORKSHOP-30

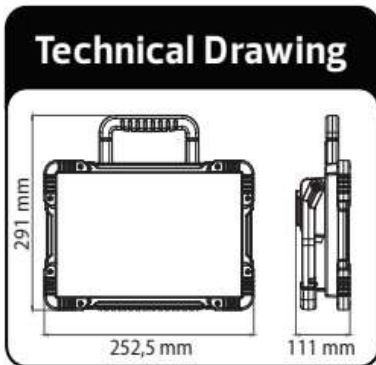

Technical Data

Voltage (V)	220-240V
Product Wattage (W)	30
Equivalence with incandescent lamp(W)	240
Colour Render Index (Ra)	>Ra80
Colour Temperature (K)	5000K
Materials	Plastic
Protection Class	I
Dimmable	No
EEI	A F
Warm-up time up to 60 %of the full light output	Instant Full Light
Luminous Flux (lm)	3200
Luminous Efficacy (lm/W)	110
Rated Life (hrs) ⌚	30.000
IP Rating	54
Power Factor	>0.9
Beam Angle	120°
Starting Time	<0.2s
Number of ON-OFF cycling	x15.000
Socket & Switch	1 socket+ON/OFF on back

Applications

Features


- High Lumen and CRI, Good quality & Constant Current driver.
- High heat dissipation, low carbon and environmental protection.
- SMD LED Lamp Base.
- Very low energy consumption.



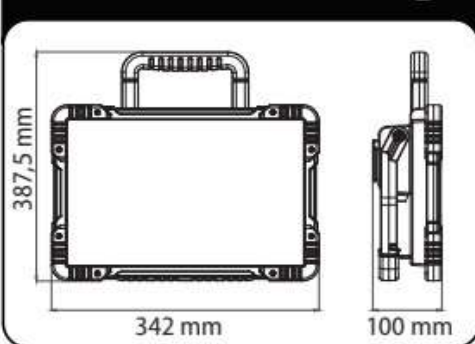
PORTABLE LED PROJECTOR

 Product Code: **068 019 0060**
WORKSHOP-60


Technical Data

Voltage (V)	220-240V
Product Wattage (W)	60
Equivalence with incandescent lamp(W)	480
Colour Render Index (Ra)	>Ra80
Colour Temperature (K)	5000K
Materials	Plastic
Protection Class	I
Dimmable	No
EEI	
Warm-up time up to 60 %of the full light output	Instant Full Light
Luminous Flux (lm)	6500
Luminous Efficacy (lm/W)	110
Rated Life (hrs) ⌚	30.000
IP Rating	54
Power Factor	>0.9
Beam Angle	120°
Starting Time	<0.2s
Number of ON-OFF cycling	x15.000
Socket & Switch	2 socket+ON/OFF on back

Technical Drawing



Applications



Features

- High Lumen and CRI, Good quality & Constant Current driver.
- High heat dissipation, low carbon and environmental protection.
- SMD LED Lamp Base.
- Very low energy consumption.



PORTABLE LED STAND


4510.00

Product&Family Code:

107 003 0040

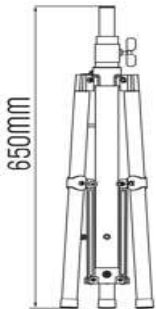
TELESCOPE

Technical Data

Voltage (V)	170-260V
Product Wattage (W)	40W
Equivalence with incandescent lamp(W)	240
Colour Render Index (Ra)	>Ra80
Colour Temperature (K)	6400K
EEL	
Protection Class	I
Socket	1 X VDE socket
Luminous Flux (lm)	4300 lm
Luminous Efficacy (lm/W)	109
Rated Life (hrs)	25.000
IP Rating	65
Power Factor	0.9
Starting Time	<0.2s
Number of ON-OFF cycling	12.500x
Cable Type	1.6m H05RNF 3X0.5mm2



Technical Drawing



Applications

- Suitable for both indoor and outdoor use. Renovation, Garages, Basement, Workshops.

Features

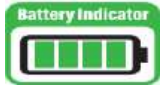
- Fixture with adjustable stand of 0.60m to 1.80m. Independently adjustable.



LED SOLAR STREET LAMP

3898.00

Product&Family Code:

074 009 2100
GRAND PRO-100


Technical Data

Voltage (V)	3.2V/5Ah Lithium Iron Phosphate
Product Wattage (W)	100
Colour Render Index (Ra)	>Ra70
Colour Temperature (K)	6400K
Materials	ABS + Photovoltaic
Protection Class	III
Dimmable	No
Warm-up time up to 60 %of the full light output	Instant Full Light
Luminous Flux (lm)	1150
Charging Time (h) :	4-6H
Duration Time (hrs) ⌚	12-14H
Solar Panel	5V/8W(Monocrystal Panel)
IP Rating	65
Beam Angle	120°
Irradiation Area (m2)	30
Installation Height(m)	3-6m
Charging&Discharging Time:	> 1200

Applications

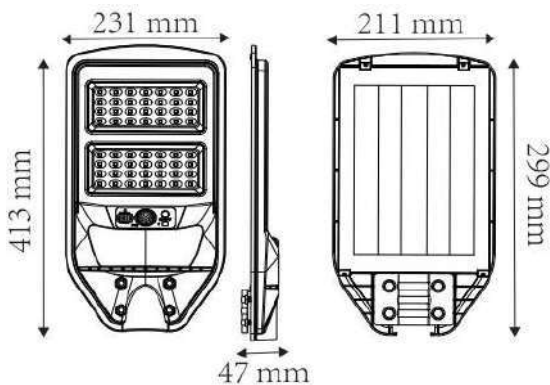
- Outdoor applications.



Features

- High Lumen and CRI, Good quality & Constant Current driver.
- High heat dissipation, low carbon and environmental protection.
- SMD LED Lamp Base.

Technical Drawing




LED UFO HIGH BAY LAMP

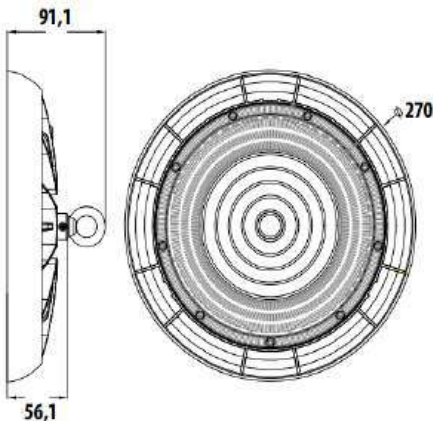
3629.00

Product&Family Code: 063 008 0100

AGORA-100


Technical Data	
Voltage (V)	100-265V
Product Wattage (W)	100
Equivalence with incandescent lamp(W)	800
Colour Render Index (Ra)	>Ra 80
Colour Temperature (K)	6400K
Materials	Aluminium Die Casting Body
Protection Class	I
Dimmable	No
EEI	
Warm-up time up to 60 %of the full light output	Instant Full Light
Luminous Flux (lm)	13.000
Luminous Efficacy (lm/W)	130
Rated Life (hrs) ⌚	30000
IP Rating	65
Power Factor	>0.9
Beam Angle	90°
Starting Time	<0.2s
Number of ON-OFF cycling	x15.000

Technical Drawing



Applications

- Warehouse, indoor and outdoor lighting areas.



Features

- High Lumen and CRI, Good quality & Constant Current driver.
- High heat dissipation, low carbon and environmental protection.
- SMD LED Lamp Base.
- Very low energy consumption.




LED UFO HIGH BAY LAMP

4626.00

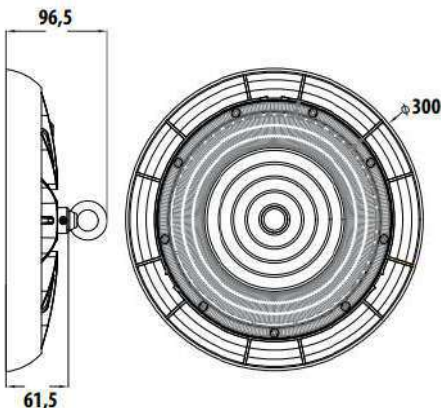
Product&Family Code: 063 008 0150

AGORA-150


Technical Data

Voltage (V)	100-265V
Product Wattage (W)	150
Equivalence with incandescent lamp(W)	1200
Colour Render Index (Ra)	>Ra 80
Colour Temperature (K)	6400K
Materials	Aluminium Die Casting Body
Protection Class	I
Dimmable	No
EEI	
Warm-up time up to 60 %of the full light output	Instant Full Light
Luminous Flux (lm)	19.5000
Luminous Efficacy (lm/W)	130
Rated Life (hrs) ⌚	30000
IP Rating	65
Power Factor	>0.9
Beam Angle	90°
Starting Time	<0.2s
Number of ON-OFF cycling	x15.000

Technical Drawing



Applications

- Warehouse, indoor and outdoor lighting areas.



Features

- High Lumen and CRI, Good quality & Constant Current driver.
- High heat dissipation, low carbon and environmental protection.
- SMD LED Lamp Base.
- Very low energy consumption.



WATERPROOF LED TUBE FIXTURE

1999.00

Product Code:

057 003 2120

PROMASTER

Technical Data

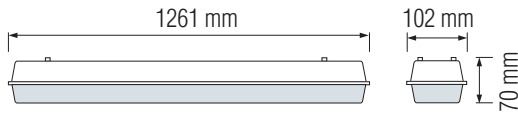
Voltage (V)	175-250V
Product Wattage (W)	Max. 2x40W
Lamp Type	T8
WEEE Regulation Appropriate	Yes
Materials	ABS + PC Cover
Protection Class	I
Dimmable	No
IP Rating	65

Applications

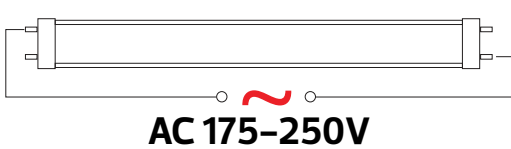
- Under shop awnings, car parks, school perimeters, warehouse.



Technical Drawing



Connection Diagram For LED Tube



Features

- High heat dissipation, low carbon and environmental protection.
- LED tube not included.
- For 120 cm double side energized LED Tubes



DOUBLE T8

WATERPROOF LED TUBE FIXTURE

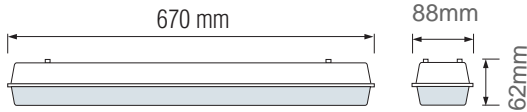
999.00

Product Code:

057 001 2060

PROFIX-60D

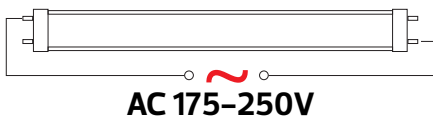

Technical Drawing



Technical Data

Voltage (V)	175-250V
Product Wattage (W)	Max. 2x20W
Lamp Type	2 x T8
WEEE Regulation Appropriate	Yes
Materials	ABS + PS Cover
Protection Class	II
Dimmable	No
IP Rating	54

Connection Diagram



Applications

- Under shop awnings, car parks, school perimeters, warehouse.



Features

- High heat dissipation, low carbon and environmental protection.
- LED tube not included.
- For 60/120 cm double side energized LED Tubes



WATERPROOF LED TUBE FIXTURE

1499.00

Product Code:

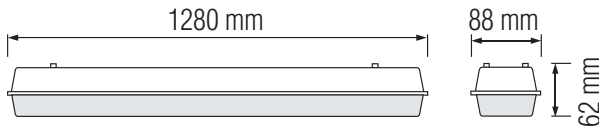
057 001 2120

PROFIX-120D

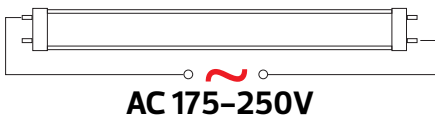

Technical Data

Voltage (V)	175-250V
Product Wattage (W)	Max. 2x40W
Lamp Type	2 x T8
WEEE Regulation Appropriate	Yes
Materials	ABS + PS Cover
Protection Class	II
Dimmable	No
IP Rating	54

Technical Drawing



Connection Diagram



Applications

- Under shop awnings, car parks, school perimeters, warehouse.



Features

- High heat dissipation, low carbon and environmental protection.
- LED tube not included.
- For 60/120 cm double side energized LED Tubes



T8

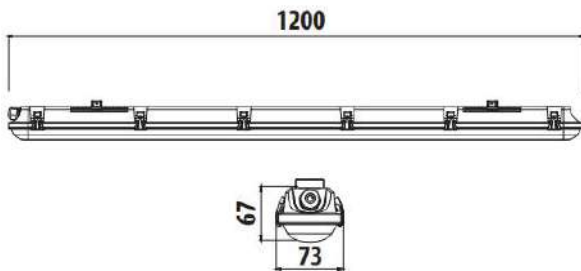
LED WATERPROOF LAMP

2951.00

Product Code: 059 011 0036

NAVIGATOR-36


Technical Drawing




Technical Data

Voltage (V)	170-260
Product Wattage (W)	36
Equivalence with incandescent lamp(W)	288
Colour Render Index (Ra)	>Ra80
Colour Temperature (K)	6400K
Max. Connectable Units	8 Pcs
Materials	ABS (Body) + PC (Cover)
Protection Class	I
Dimmable	No
EEL	-
Warm-up time up to 60 %of the full light output	Instant Full Light
Luminous Flux (lm)	3600
Luminous Efficacy (lm/W)	100
Rated Life (hrs) ⌚	40.000
IP Rating	65
Power Factor	>0.5
Beam Angle	120°
Starting Time	<0.2s
Number of ON-OFF cycling	20.000x

Applications

- Under shop awnings, car parks, school perimeters, warehouse.



Features

- High Lumen and CRI, Good quality & Constant Current driver.
- High heat dissipation, low carbon and environmental protection.
- SMD LED Lamp Base.
- Very low energy consumption.



LED BATTEN LIGHT

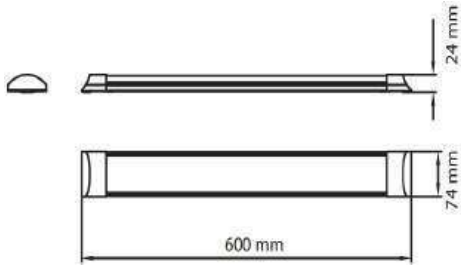
464.00

Product&Family Code: 052 003 0060

TETRA-18



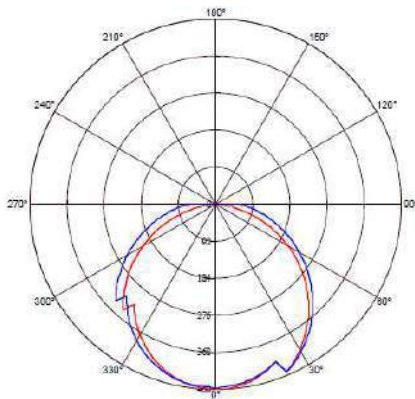
Technical Drawing



Technical Data

Voltage (V)	176-265V
Product Wattage (W)	18
Equivalence with incandescent lamp(W)	144
Colour Render Index (Ra)	>Ra70
Colour Temperature (K)	6400K
Materials	PS + METAL
Protection Class	II
Dimmable	No
EEI	-
Warm-up time up to 60 %of the full light output	Instant Full Light
Luminous Flux (lm)	1135
Luminous Efficacy (lm/W)	63
Rated Life (hrs) ⌚	20.000
IP Rating	20
Power Factor	>0.5
Beam Angle	120°
Size (cm)	60
Number of ON-OFF cycling	x10.000

Photometric Diagram



1° C0 Plane beam angle(50%) 1° C90 Plane beam angle(50%)
C0 Plane beam angle(50%):113.7(DEG) C90 Plane beam angle(50%):124.2(DEG)

Applications

- Designed indoor applications.



Features

- High Lumen and CRI, Good quality & Constant Current driver.
- High heat dissipation, low carbon and environmental protection.
- SMD LED Lamp Base.
- Very low energy consumption.



LED BATTEN LIGHT

685.00

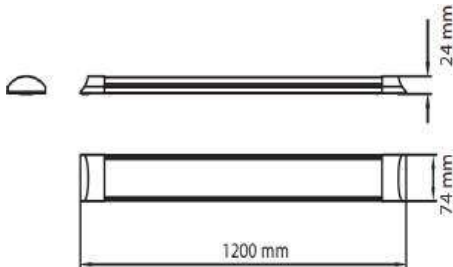
Product&Family Code:

052 003 0120

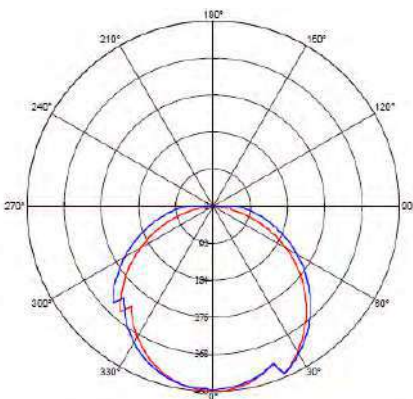
TETRA-36



Technical Drawing



Photometric Diagram



C0 Plane beam angle(50%):113.7(DEG) C90 Plane beam angle(50%):124.2(DEG)

Technical Data	
Voltage (V)	176-265V
Product Wattage (W)	36
Equivalence with incandescent lamp(W)	288
Colour Render Index (Ra)	>Ra70
Colour Temperature (K)	6400K
Materials	PS + METAL
Protection Class	II
Dimmable	No
EEL	
Warm-up time up to 60 %of the full light output	Instant Full Light
Luminous Flux (lm)	2269
Luminous Efficacy (lm/W)	63
Rated Life (hrs) ⌚	20.000
IP Rating	20
Power Factor	>0.5
Beam Angle	120°
Size (cm)	120
Number of ON-OFF cycling	x10.000

Applications

- Designed indoor applications.



Features

- High Lumen and CRI, Good quality & Constant Current driver.
- High heat dissipation, low carbon and environmental protection.
- SMD LED Lamp Base.
- Very low energy consumption.



LED BATTEN LIGHT

Product&Family Code:

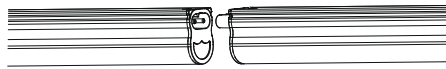
816.00

052 002 0120

OMEGA-16

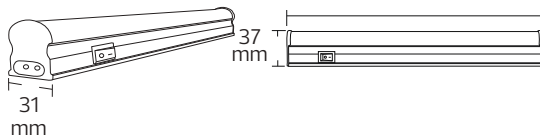
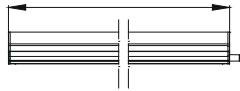


LINKABLE

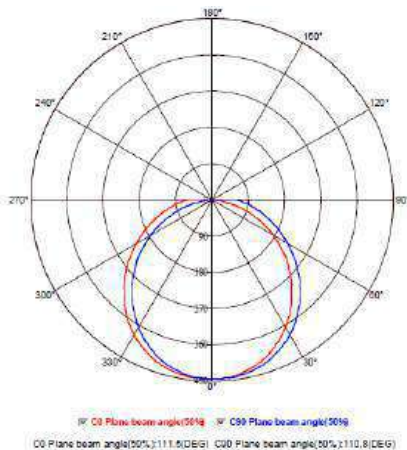


Technical Drawing

6W-285 mm 12W-855 mm
9W-535 mm 16W-1155 mm



Photometric Diagram



Technical Data

Voltage (V)	176-265V
Product Wattage (W)	16
Equivalence with incandescent lamp(W)	128
Colour Render Index (Ra)	>Ra70
Colour Temperature (K)	6400K
Materials	PC
Protection Class	II
Dimmable	No
EEI	-
Warm-up time up to 60 %of the full light output	Instant Full Light
Luminous Flux (lm)	1136
Luminous Efficacy (lm/W)	71
Rated Life (hrs) ⌚	20.000
IP Rating	20
Power Factor	>0.5
Beam Angle	120°
Size (mm)	1155
Number of ON-OFF cycling	x10.000

Applications

- Designed indoor applications.



Features

- High Lumen and CRI, Good quality & Constant Current driver.
- High heat dissipation, low carbon and environmental protection.
- SMD LED Lamp Base.
- Very low energy consumption.



LED BATTEN LIGHT

518.00

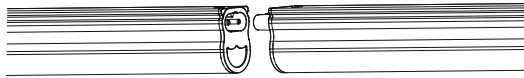
052 001 0060

SIGMA-7

Product&Family Code:

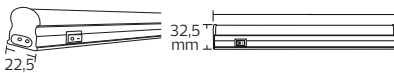


LINKABLE

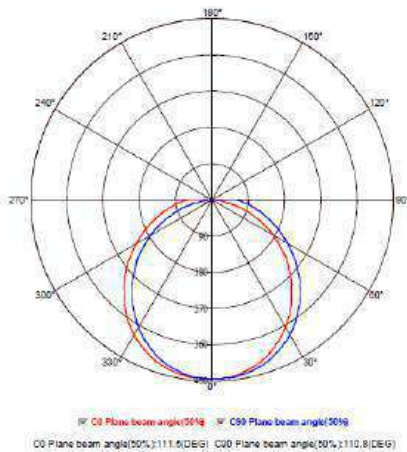


Technical Drawing

4W-282 mm 10W-856 mm
7W-546 mm 14W-1156 mm



Photometric Diagram



Technical Data

Voltage (V)	176-265V
Product Wattage (W)	7
Equivalence with incandescent lamp(W)	32 - 56 - 80 - 112
Colour Render Index (Ra)	>Ra70
Colour Temperature (K)	6400K
Materials	PC
Protection Class	II
Dimmable	No
EEI	-
Warm-up time up to 60 %of the full light output	Instant Full Light
Luminous Flux (lm)	254 - 552 - 846 - 1100
Luminous Efficacy (lm/W)	63 - 78 - 84 - 79
Rated Life (hrs) ⌚	20.000
IP Rating	20
Power Factor	>0.5
Beam Angle	120°
Size (mm)	282 - 546 - 856 - 1156
Number of ON-OFF cycling	x10.000

Applications

- Designed indoor applications.



Features



- High Lumen and CRI, Good quality & Constant Current driver.
- High heat dissipation, low carbon and environmental protection.
- SMD LED Lamp Base.
- Very low energy consumption.



LED BATTEN LIGHT

705.00

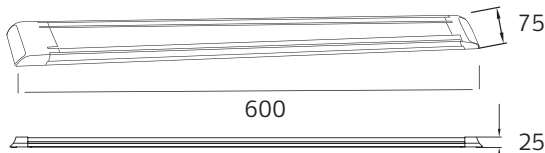
Product&Family Code: 052 006 0060

GAMA-30


WHITE

BLACK

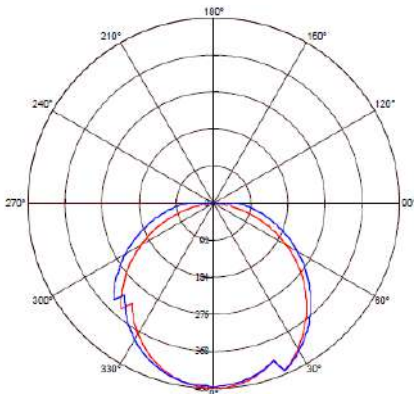
Technical Drawing



Technical Data

Voltage (V)	165-265V
Product Wattage (W)	30
Equivalence with incandescent lamp(W)	-
Colour Render Index (Ra)	>Ra70
Colour Temperature (K)	6400K
Materials	PS + IRON
Protection Class	II
Dimmable	No
EEL	-
Warm-up time up to 60 % of the full light output	Instant Full Light
Luminous Flux (lm)	2250
Luminous Efficacy (lm/W)	75
Rated Life (hrs) ⌚	20.000
IP Rating	20
Power Factor	>0.5
Beam Angle	120°
Number of ON-OFF cycling	10.000

Photometric Diagram



C0 Plane beam angle(50%) : 113.7(DEG) C90 Plane beam angle(50%) : 124.3(DEG)

Applications

- Designed indoor applications.




Features

- High Lumen and CRI, Good quality & Constant Current driver.
- High heat dissipation, low carbon and environmental protection.
- SMD LED Lamp Base.
- Very low energy consumption.

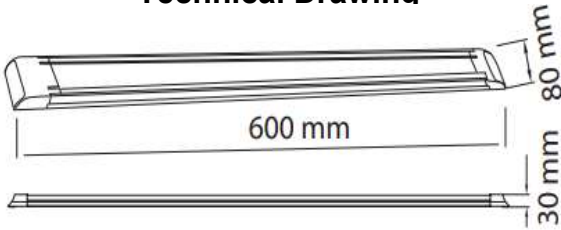


LED BATTEN LIGHT

803.00

 Product&Family Code: **052 006 2060**
GAMA-30X

WHITE
BLACK

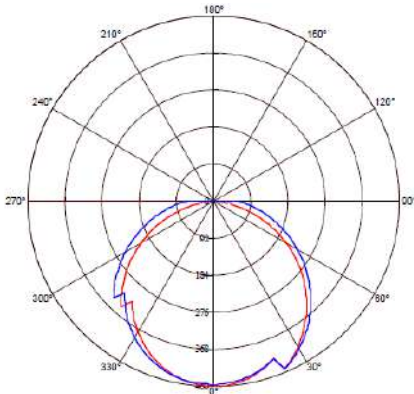
Technical Drawing



Technical Data

Voltage (V)	160-265V
Product Wattage (W)	30
Equivalence with incandescent lamp(W)	-
Colour Render Index (Ra)	>Ra70
Colour Temperature (K)	6400K
Materials	PS + IRON
Protection Class	II
Dimmable	No
EEL	-
Warm-up time up to 60 % of the full light output	Instant Full Light
Luminous Flux (lm)	2250
Luminous Efficacy (lm/W)	75
Rated Life (hrs) ⌚	20.000
IP Rating	20
Power Factor	>0.5
Beam Angle	120°
Number of ON-OFF cycling	10.000

Photometric Diagram



C0 Plane beam angle(50%) C90 Plane beam angle(50%)

C0 Plane beam angle(50%) 113.7(DEG) C90 Plane beam angle(50%) 124.7(DEG)

Applications

- Designed indoor applications.



Features

- High Lumen and CRI, Good quality & Constant Current driver.
- High heat dissipation, low carbon and environmental protection.
- SMD LED Lamp Base.
- Very low energy consumption.





LED BATTEN LIGHT

979.00

Product&Family Code: 052 006 0120

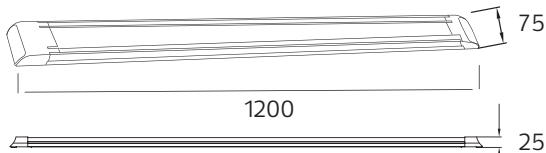
GAMA-60



WHITE

BLACK

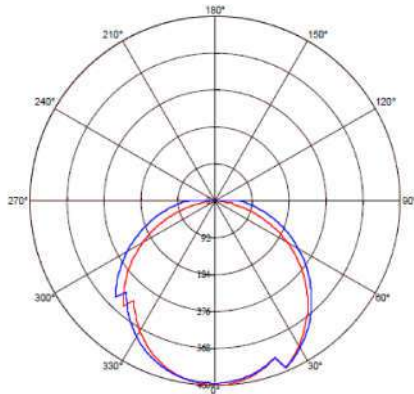
Technical Drawing



Technical Data

Voltage (V)	165-265V
Product Wattage (W)	60
Equivalence with incandescent lamp(W)	480
Colour Render Index (Ra)	>Ra70
Colour Temperature (K)	6400K
Materials	PS + IRON
Protection Class	II
Dimmable	No
EEI (Containing Product)	-
Warm-up time up to 60 %of the full light output	Instant Full Light
Luminous Flux (lm)	4500
Luminous Efficacy (lm/W)	75
Rated Life (hrs) ⌚	20.000
IP Rating	20
Power Factor	>0.5
Beam Angle	120°
Number of ON-OFF cycling	10.000

Photometric Diagram



☞ C0 Plane beam angle(50%) ☞ C90 Plane beam angle(50%)
C0 Plane beam angle(50%):113.7(DEG) C90 Plane beam angle(50%):124.2(DEG)

Applications

- Designed indoor applications.



Features

- High Lumen and CRI, Good quality & Constant Current driver.
- High heat dissipation, low carbon and environmental protection.
- SMD LED Lamp Base.
- Very low energy consumption.




LED BATTEN LIGHT

1155.00

Product&Family Code: 052 006 2120

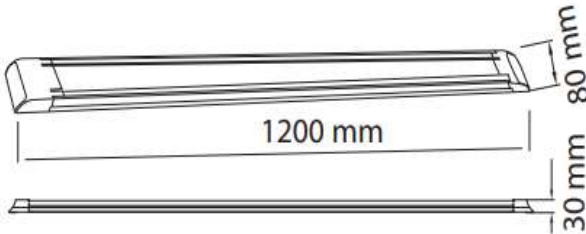
GAMA-60X



WHITE

BLACK

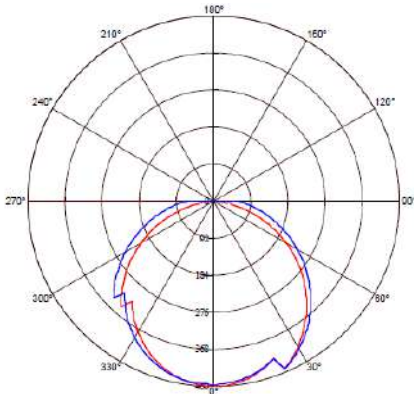
Technical Drawing



Technical Data

Voltage (V)	160-265V
Product Wattage (W)	60
Equivalence with incandescent lamp(W)	-
Colour Render Index (Ra)	>Ra70
Colour Temperature (K)	6400K
Materials	PS + IRON
Protection Class	II
Dimmable	No
EEL	-
Warm-up time up to 60 % of the full light output	Instant Full Light
Luminous Flux (lm)	4500
Luminous Efficacy (lm/W)	75
Rated Life (hrs) ⌚	20.000
IP Rating	20
Power Factor	>0.5
Beam Angle	120°
Number of ON-OFF cycling	10.000

Photometric Diagram



Applications

- Designed indoor applications.



Features


- High Lumen and CRI, Good quality & Constant Current driver.
- High heat dissipation, low carbon and environmental protection.
- SMD LED Lamp Base.
- Very low energy consumption.



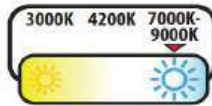
EMERGENCY LED LANTERN

1500.00

Product Code: 084 014 0002

MALDINI-2


WITH STICKERS



Technical Data

Voltage	220-240V / 50-60Hz
Battery type	2x4V 900mAh Rechargeable Sealed -Acid Battery
Charging Time	24 Hours
Duration Time	3 Hours
Protection Class	II
Warm-up time up to 60 %of the full light output	Instant Full Light
Luminous Flux (lm)	330
Rated Life (hrs) ⌚	30.000 Hrs
IP Rating	20

Applications

- Designed indoor applications



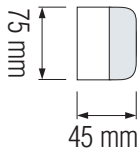
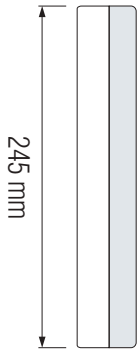
LED LANTERN

RECHARGEABLE

EMERGENCY EXIT

AUTOMATIC LIGHT-UP

Technical Drawing



Features

- High Lumen and CRI, Good quality & Constant Current driver.
- High heat dissipation, low carbon and environmental protection.
- SMD LED Lamp Base.
- Innovative Design of Assembly Structure
- Ceiling & Wall-Mounted Emergency & Automatic Light-Up



EMERGENCY LED LANTERN

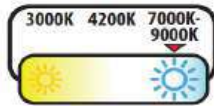
1700.00

Product Code: 084 014 0003

MALDINI-3



WITH STICKERS



Technical Data

Voltage	220-240V / 50-60Hz
Battery type	2x4V 900mAh Rechargeable Sealed -Acid Battery
Charging Time	24 Hours
Duration Time	3 Hours
Protection Class	II
Warm-up time up to 60 %of the full light output	Instant Full Light
Luminous Flux (lm)	410
Rated Life (hrs) ⌚	30.000 Hrs
IP Rating	20

Applications

- Designed indoor applications



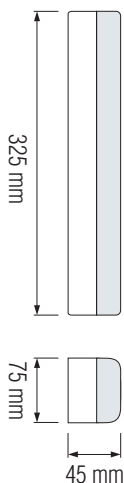
LED LANTERN

RECHARGEABLE

EMERGENCY EXIT

AUTOMATIC LIGHT-UP

Technical Drawing



Features

- High Lumen and CRI, Good quality & Constant Current driver.
- High heat dissipation, low carbon and environmental protection.
- SMD LED Lamp Base.
- Innovative Design of Assembly Structure
- Ceiling & Wall-Mounted Emergency & Automatic Light-Up



LED BULKHEAD LAMP

1460.00

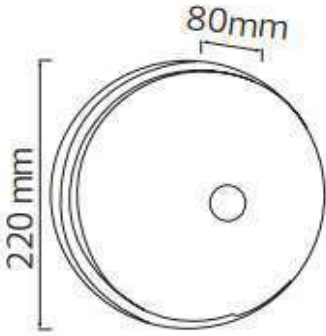
Product&Family Code:

071 014 0020

BOLKAR-20


WHITE

Technical Drawing



Technical Data

Voltage (V)	160-265V
Product Wattage (W)	20
Equivalence with incandescent lamp(W)	160
Colour Render Index (Ra)	>Ra70
Colour Temperature (K)	6400K
Materials	Polypropylene
Protection Class	II
Dimmable	No
Warm-up time up to 60 %of the full light output	Instant Full Light
Luminous Flux (lm)	2400
Luminous Efficacy (lm/W)	120
Rated Life (hrs) ⌚	30.000
IP Rating	44
Power Factor	>0.5
Beam Angle	127°
Starting Time	<0.2s
Number of ON-OFF cycling	x15.000

Applications

- Designed Outdoor applications: Corridor, Underground Parking, Basement, Warehouse

Features

- High Lumen and CRI, Good quality & Constant Current driver.
- High heat dissipation, low carbon and environmental protection.
- SMD LED Lamp Base.
- Innovative Design of Assembly Structure



LED BULKHEAD LAMP

733.00

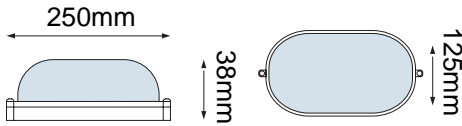
Product&Family Code:

071 015 0024

FARADAY-24

WHITE

Technical Drawing



Technical Data	
Voltage (V)	160-265V
Product Wattage (W)	24
Equivalence with incandescent lamp(W)	192
Colour Render Index (Ra)	>Ra70
Colour Temperature (K)	3000K - 6400K
Materials	Plastic
Protection Class	II
Dimmable	No
EEI	-
Warm-up time up to 60 %of the full light output	Instant Full Light
Luminous Flux (lm)	2400
Luminous Efficacy (lm/W)	100
Rated Life (hrs) ⌚	25.000
IP Rating	65
Power Factor	>0.5
Beam Angle	160°
Starting Time	<0.2s
Number of ON-OFF cycling	x12.500

Applications

- Designed Outdoor applications: Corridor, Underground Parking, Basement, Warehouse



Features

- High Lumen and CRI, Good quality & Constant Current driver.
- High heat dissipation, low carbon and environmental protection.
- SMD LED Lamp Base.
- Innovative Design of Assembly Structure



LED BULKHEAD LAMP

780.00

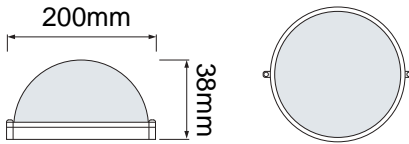
Product&Family Code:

071 016 0024

NORTON-24

WHITE

Technical Drawing



Technical Data

Voltage (V)	160-265V
Product Wattage (W)	24
Equivalence with incandescent lamp(W)	192
Colour Render Index (Ra)	>Ra70
Colour Temperature (K)	3000K - 6400K
Materials	Plastic
Protection Class	II
Dimmable	No
EEI	-
Warm-up time up to 60 %of the full light output	Instant Full Light
Luminous Flux (lm)	2400
Luminous Efficacy (lm/W)	100
Rated Life (hrs) ⌚	30.000
IP Rating	65
Power Factor	>0.5
Beam Angle	160°
Starting Time	<0.2s
Number of ON-OFF cycling	x15.000

Applications

- Designed Outdoor applications: Corridor, Underground Parking, Basement, Warehouse



Features

- High Lumen and CRI, Good quality & Constant Current driver.
- High heat dissipation, low carbon and environmental protection.
- SMD LED Lamp Base.
- Innovative Design of Assembly Structure



LED BULKHEAD LAMP

1911.00

Product&Family Code:


071 018 0015

PALERMO



WHITE

BLACK



CCT Adjustable



Technical Data

Voltage (V)	170-260V
Product Wattage (W)	15
Equivalence with incandescent lamp(W)	90
Colour Render Index (Ra)	>Ra70
Colour Temperature (K)	3CCT
Materials	Plastic
Protection Class	II
Dimmable	No
Warm-up time up to 60 %of the full light output	Instant Full Light
Luminous Flux (lm)	1200
Luminous Efficacy (lm/W)	80
Rated Life (hrs) ⌚	40.000
IP Rating	54
Power Factor	>0.5
Beam Angle	120°
Starting Time	<0.2s
Number of ON-OFF cycling	x20.000

Technical Drawing



Applications

- Designed Outdoor applications: Corridor, Underground Parking, Basement, Warehouse

Features

- High Lumen and CRI, Good quality & Constant Current driver.
- High heat dissipation, low carbon and environmental protection.
- SMD LED Lamp Base.
- Innovative Design of Assembly Structure



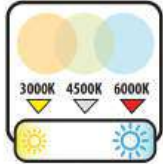
LED BULKHEAD LAMP

2302.00

Product&Family Code:

071 017 0020

SORENTO

 WHITE
BLACK


CCT Adjustable



Technical Data

Voltage (V)	170-260V
Product Wattage (W)	20
Equivalence with incandescent lamp(W)	160
Colour Render Index (Ra)	>Ra70
Colour Temperature (K)	3CCT
Materials	Plastic
Protection Class	II
Dimmable	No
Warm-up time up to 60 %of the full light output	Instant Full Light
Luminous Flux (lm)	1600
Luminous Efficacy (lm/W)	80
Rated Life (hrs) ⌚	40.000
IP Rating	54
Power Factor	>0.5
Beam Angle	120°
Starting Time	<0.2s
Number of ON-OFF cycling	x20.000

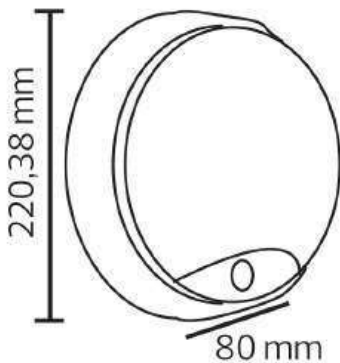
Applications

- Designed Outdoor applications: Corridor, Underground Parking, Basement, Warehouse

Features

- High Lumen and CRI, Good quality & Constant Current driver.
- High heat dissipation, low carbon and environmental protection.
- SMD LED Lamp Base.
- Innovative Design of Assembly Structure

Technical Drawing



LED EMERGENCY SENSOR DECORATIVE CEILING LAMP



7044.00

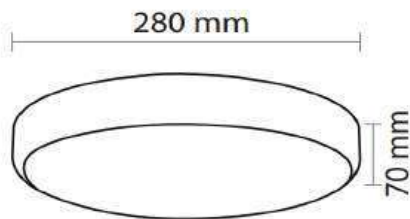
Product&Family Code:

027 024 0025

LUCAS-25 5CCT



Technical Drawing



Applications



Technical Data

Voltage (V)	170-265V
Product Wattage (W)	25W POWER ADJ.(15W-20W-25W)
Equivalence with incandescent lamp	160
Colour Render Index (Ra)	>80
Colour Temperature (K)	5CCT(2700K-3000K - 4000K - 5000K -6500K)
Materials	ABS + PS
Protection Class	II
Dimmable	No
EEL	-
Warm-up time up to 60 %of the full light output	Instant Full Light
Luminous Flux (lm)	1800
Luminous Efficacy (lm/W)	90
Rated Life (hrs) ⌚	25.000
IP Rating	54
Power Factor	>0.7
Beam Angle	120°
Starting Time	<0.2s
Number of ON-OFF cycling	x12.500
Detection Distance	3m(\<24°C)
Detection ANGLE	360°
Time setting	10sec-3min (adjustable)
Time Delay	30s-60s-180s adj. by clip-on
EMERGENCY MODE WORKING TIME	3HOURS/300lm
Emergency Light	6400K
BATTERY	2x 3.7V 1800mAh Lithium Ion

Features

- High Lumen and CRI, Good quality & Constant Current driver.
- High heat dissipation, low carbon and environmental protection.
- Innovative design of assembly structure.
- Extremely Long Life.



LED DECORATIVE CEILING LAMP

4017.00

Product&Family Code:

027 023 0048

RAPSODY 3CCT



WHITE

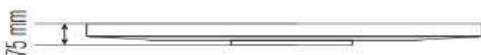
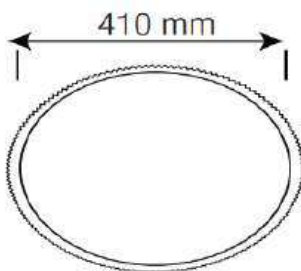
CCT ADJUSTABLE



Technical Data

Voltage (V)	160-265V
Product Wattage (W)	48
Equivalence with incandescent lamp	384
Colour Render Index (Ra)	>80
Colour Temperature (K)	3CCT
Materials	Metal + Plastic
Protection Class	II
Dimmable	No
EEI	-
Warm-up time up to 60 %of the full light output	Instant Full Light
Luminous Flux (lm)	3720
Luminous Efficacy (lm/W)	77,5
Rated Life (hrs) Ⓟ	20.000
IP Rating	20
Power Factor	>0.9
Beam Angle	160°
Starting Time	<0.2s
Number of ON-OFF cycling	x10.000

Technical Drawing



Applications

Living room, Bedroom, Kitchen, Cinema, Gallery, Hospital, Hotel, Museum etc.

Features

- High Lumen and CRI, Good quality & Constant Current driver.
- High heat dissipation, low carbon and environmental protection.
- Innovative design of assembly structure.
- Extremely Long Life.



LED DECORATIVE CEILING LAMP

4017.00

Product&Family Code:

027 022 0048

TERRA 3CCT



WHITE

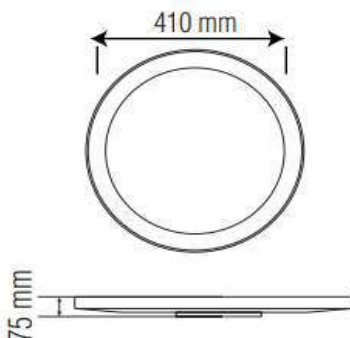
Technical Data

Voltage (V)	160-265V
Product Wattage (W)	48
Equivalence with incandescent lamp	384
Colour Render Index (Ra)	>80
Colour Temperature (K)	3CCT
Materials	Metal + Plastic
Protection Class	II
Dimmable	No
EEI	-
Warm-up time up to 60 %of the full light output	Instant Full Light
Luminous Flux (lm)	2800
Luminous Efficacy (lm/W)	58
Rated Life (hrs) Ⓟ	20.000
IP Rating	20
Power Factor	>0.9
Beam Angle	160°
Starting Time	<0.2s
Number of ON-OFF cycling	x10.000

CCT ADJUSTABLE



Technical Drawing



Applications

Living room, Bedroom, Kitchen, Cinema, Gallery, Hospital, Hotel, Museum etc.

Features

- High Lumen and CRI, Good quality & Constant Current driver.
- High heat dissipation, low carbon and environmental protection.
- Innovative design of assembly structure.
- Extremely Long Life.



LED DOWNLIGHT

399.00

Product&Family Code:

016 087 0012

ALEXIS-12 3CCT




BLACK

WHITE



Technical Data

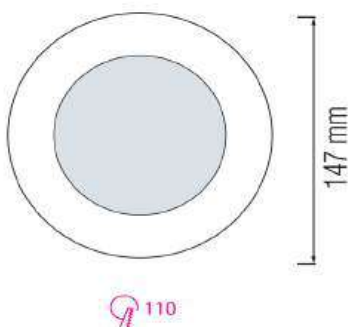
Voltage (V)	160-265V
Product Wattage (W)	12W/3CCT
Equivalence with incandescent lamp	96
Colour Render Index (Ra)	>Ra70
Colour Temperature (K)	3000K-4500K-6000K
Materials	Plastic
Protection Class	II
Dimmable	No
EEI	
Warm-up time up to 60 % of the full light output	Instant Full Light
Luminous Flux (lm)	1050
Luminous Efficacy (lm/W)	85
Rated Life (hrs) ⌚	30.000
IP Rating	20
Power Factor	>0.5
Beam Angle	120°
Starting Time	<0.2s
Number of ON-OFF cycling	x15.000

Applications

- Airport, Bathroom, Bedroom, Car Park, Cinema, Gallery, Hospital, Hotel, Kitchen, Museum etc.



Technical Drawing



Features

- High Lumen and CRI, Good quality & Constant Current driver.
- High heat dissipation, low carbon and environmental protection.
- SMD LED Lamp Base.



LED DOWNLIGHT

499.00

Product&Family Code:

016 087 0018

ALEXIS-18 3CCT




BLACK

WHITE

CCT ADJUSTABLE



Technical Data

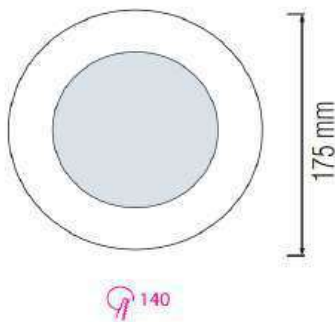
Voltage (V)	160-265V
Product Wattage (W)	18W/3CCT
Equivalence with incandescent lamp	144
Colour Render Index (Ra)	>Ra70
Colour Temperature (K)	3000K-4500K-6000K
Materials	Plastic
Protection Class	II
Dimmable	No
EEI	
Warm-up time up to 60 %of the full light output	Instant Full Light
Luminous Flux (lm)	1660
Luminous Efficacy (lm/W)	92
Rated Life (hrs) ⌚	30.000
IP Rating	20
Power Factor	>0.5
Beam Angle	120°
Starting Time	<0.2s
Number of ON-OFF cycling	x15.000

Applications

- Airport, Bathroom, Bedroom, Car Park, Cinema, Gallery, Hospital, Hotel, Kitchen, Museum etc.



Technical Drawing



Features

- High Lumen and CRI, Good quality & Constant Current driver.
- High heat dissipation, low carbon and environmental protection.
- SMD LED Lamp Base.



LED DOWNLIGHT

799.00

Product&Family Code:

016 087 0024

ALEXIS-24 3CCT




BLACK

WHITE



Technical Data

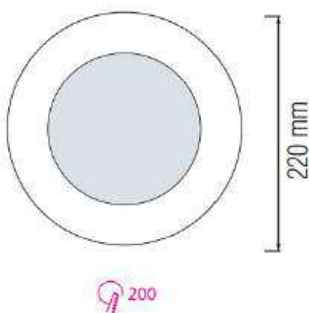
Voltage (V)	160-265V
Product Wattage (W)	24W/3CCT
Equivalence with incandescent lamp	192
Colour Render Index (Ra)	>Ra70
Colour Temperature (K)	3000K-4500K-6000K
Materials	Plastic
Protection Class	II
Dimmable	No
EEI	
Warm-up time up to 60 %of the full light output	Instant Full Light
Luminous Flux (lm)	2270
Luminous Efficacy (lm/W)	92
Rated Life (hrs) ⌚	30.000
IP Rating	20
Power Factor	>0.5
Beam Angle	120°
Starting Time	<0.2s
Number of ON-OFF cycling	x15.000

Applications

- Airport, Bathroom, Bedroom, Car Park, Cinema, Gallery, Hospital, Hotel, Kitchen, Museum etc.



Technical Drawing



Features

- High Lumen and CRI, Good quality & Constant Current driver.
- High heat dissipation, low carbon and environmental protection.
- SMD LED Lamp Base.




LED DOWNLIGHT

1399.00

Product&Family Code:

016 087 0030


ALEXIS-30 3CCT



BLACK

WHITE



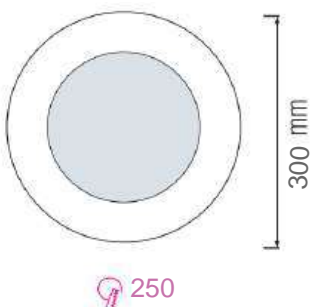
Technical Data	
Voltage (V)	160-265V
Product Wattage (W)	30W/3CCT
Equivalence with incandescent lamp	240
Colour Render Index (Ra)	>Ra70
Colour Temperature (K)	3000K-4500K-6000K
Materials	Plastic
Protection Class	II
Dimmable	No
EEL	
Warm-up time up to 60 %of the full light output	Instant Full Light
Luminous Flux (lm)	3000
Luminous Efficacy (lm/W)	100
Rated Life (hrs) ⌚	30.000
IP Rating	20
Power Factor	>0.5
Beam Angle	120°
Starting Time	<0.2s
Number of ON-OFF cycling	x15.000

Applications

- Airport, Bathroom, Bedroom, Car Park, Cinema, Gallery, Hospital, Hotel, Kitchen, Museum etc.



Technical Drawing



Features

- High Lumen and CRI, Good quality & Constant Current driver.
- High heat dissipation, low carbon and environmental protection.
- SMD LED Lamp Base.



LED SURFACE LIGHT

499.00

Product&Family Code: 016 083 0012


MILENA-12 3CCT



WHITE

BLACK

Technical Data

Voltage (V)	160-265V
Product Wattage (W)	12W/3CCT
Equivalence with incandescent lamp	96
Colour Render Index (Ra)	>Ra70
Colour Temperature (K)	3000K - 4000K - 6500K
Materials	Plastic
Protection Class	II
Dimmable	No
EEI	
Warm-up time up to 60 % of the full light output	Instant Full Light
Luminous Flux (lm)	1050
Luminous Efficacy (lm/W)	87,5
Rated Life (hrs) ⌚	30.000
IP Rating	20
Power Factor	>0.5
Beam Angle	120°
Starting Time	<0.2s
Number of ON-OFF cycling	x15.000

CCT ADJUSTABLE

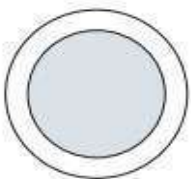


Applications

- Airport, Bathroom, Bedroom, Car Park, Cinema, Gallery, Hospital, Hotel, Kitchen, Museum etc.



Technical Drawing



Features

- High Lumen and CRI, Good quality & Constant Current driver.
- High heat dissipation, low carbon and environmental protection.
- SMD LED Lamp Base.



LED SURFACE LIGHT

599.00

Product&Family Code: 016 083 0018


MILENA-18 3CCT



WHITE

BLACK

Technical Data

Voltage (V)	160-265V
Product Wattage (W)	18W/3CCT
Equivalence with incandescent lamp	144
Colour Render Index (Ra)	>Ra70
Colour Temperature (K)	3000K - 4000K - 6500K
Materials	Plastic
Protection Class	II
Dimmable	No
EEI	
Warm-up time up to 60 % of the full light output	Instant Full Light
Luminous Flux (lm)	1660
Luminous Efficacy (lm/W)	92
Rated Life (hrs) ⌚	30.000
IP Rating	20
Power Factor	>0.5
Beam Angle	120°
Starting Time	<0.2s
Number of ON-OFF cycling	x15.000

CCT ADJUSTABLE


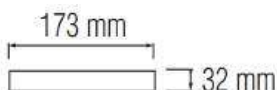


Applications

- Airport, Bathroom, Bedroom, Car Park, Cinema, Gallery, Hospital, Hotel, Kitchen, Museum etc.



Technical Drawing



Features

- High Lumen and CRI, Good quality & Constant Current driver.
- High heat dissipation, low carbon and environmental protection.
- SMD LED Lamp Base.



LED SURFACE LIGHT

899.00

Product&Family Code: 016 083 0024


MILENA-24 3CCT



WHITE

BLACK

Technical Data

Voltage (V)	160-265V
Product Wattage (W)	24W/3CCT
Equivalence with incandescent lamp	192
Colour Render Index (Ra)	>Ra70
Colour Temperature (K)	3000K - 4000K - 6500K
Materials	Plastic
Protection Class	II
Dimmable	No
EEI	
Warm-up time up to 60 % of the full light output	Instant Full Light
Luminous Flux (lm)	2270
Luminous Efficacy (lm/W)	95
Rated Life (hrs) ⌚	30.000
IP Rating	20
Power Factor	>0.5
Beam Angle	120°
Starting Time	<0.2s
Number of ON-OFF cycling	x15.000

CCT ADJUSTABLE

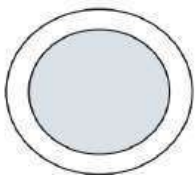
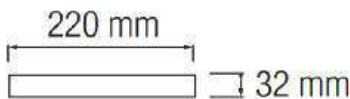


Applications

- Airport, Bathroom, Bedroom, Car Park, Cinema, Gallery, Hospital, Hotel, Kitchen, Museum etc.



Technical Drawing



Features

- High Lumen and CRI, Good quality & Constant Current driver.
- High heat dissipation, low carbon and environmental protection.
- SMD LED Lamp Base.



LED SURFACE LIGHT

1455.00

Product&Family Code:

016 083 0036


MILENA-36 3CCT



WHITE

BLACK

Technical Data

Voltage (V)	160-265V
Product Wattage (W)	36W/3CCT
Equivalence with incandescent lamp	288
Colour Render Index (Ra)	>Ra70
Colour Temperature (K)	3000K - 4000K - 6500K
Materials	Plastic
Protection Class	II
Dimmable	No
EEL	
Warm-up time up to 60 % of the full light output	Instant Full Light
Luminous Flux (lm)	3600
Luminous Efficacy (lm/W)	100
Rated Life (hrs) ⌚	30.000
IP Rating	20
Power Factor	>0.5
Beam Angle	120°
Starting Time	<0.2s
Number of ON-OFF cycling	x15.000

CCT ADJUSTABLE

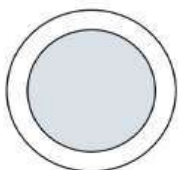
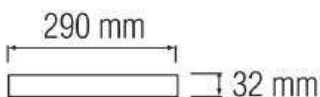


Applications

- Airport, Bathroom, Bedroom, Car Park, Cinema, Gallery, Hospital, Hotel, Kitchen, Museum etc.



Technical Drawing



Features

- High Lumen and CRI, Good quality & Constant Current driver.
- High heat dissipation, low carbon and environmental protection.
- SMD LED Lamp Base.



LED SURFACE LIGHT

499.00

Product&Family Code: 016 084 0012


SELENA-12 3CCT



WHITE

BLACK

Technical Data

Voltage (V)	160-265V
Product Wattage (W)	12W/3CCT
Equivalence with incandescent lamp	96
Colour Render Index (Ra)	>Ra70
Colour Temperature (K)	3000K - 4000K - 6500K
Materials	Plastic
Protection Class	II
Dimmable	No
EEL	
Warm-up time up to 60 % of the full light output	Instant Full Light
Luminous Flux (lm)	1050
Luminous Efficacy (lm/W)	87,5
Rated Life (hrs) ⌚	30.000
IP Rating	20
Power Factor	>0.5
Beam Angle	120°
Starting Time	<0.2s
Number of ON-OFF cycling	x15.000

CCT ADJUSTABLE

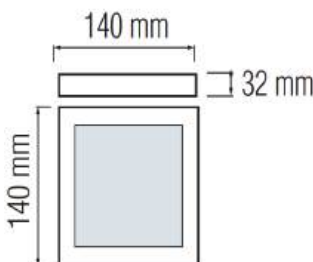


Applications

- Airport, Bathroom, Bedroom, Car Park, Cinema, Gallery, Hospital, Hotel, Kitchen, Museum etc.



Technical Drawing



Features

- High Lumen and CRI, Good quality & Constant Current driver.
- High heat dissipation, low carbon and environmental protection.
- SMD LED Lamp Base.



LED SURFACE LIGHT

670.00

Product&Family Code: 016 084 0018


SELENA-18 3CCT



WHITE

BLACK

Technical Data

Voltage (V)	160-265V
Product Wattage (W)	18W/3CCT
Equivalence with incandescent lamp	144
Colour Render Index (Ra)	>Ra70
Colour Temperature (K)	3000K - 4000K - 6500K
Materials	Plastic
Protection Class	II
Dimmable	No
EEL	
Warm-up time up to 60 % of the full light output	Instant Full Light
Luminous Flux (lm)	1660
Luminous Efficacy (lm/W)	92
Rated Life (hrs) ⌚	30.000
IP Rating	20
Power Factor	>0.5
Beam Angle	120°
Starting Time	<0.2s
Number of ON-OFF cycling	x15.000

CCT ADJUSTABLE

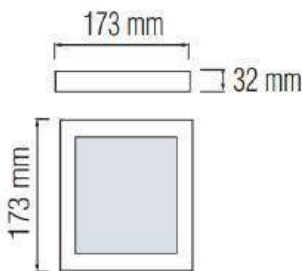


Applications

- Airport, Bathroom, Bedroom, Car Park, Cinema, Gallery, Hospital, Hotel, Kitchen, Museum etc.



Technical Drawing



Features

- High Lumen and CRI, Good quality & Constant Current driver.
- High heat dissipation, low carbon and environmental protection.
- SMD LED Lamp Base.



LED SURFACE LIGHT

899.00

Product&Family Code: 016 084 0024

SELENA-24 3CCT




WHITE

BLACK

CCT ADJUSTABLE



Technical Data

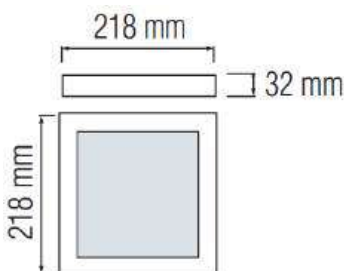
Voltage (V)	160-265V
Product Wattage (W)	24W/3CCT
Equivalence with incandescent lamp	192
Colour Render Index (Ra)	>Ra70
Colour Temperature (K)	3000K - 4000K - 6500K
Materials	Plastic
Protection Class	II
Dimmable	No
EEI	
Warm-up time up to 60 % of the full light output	Instant Full Light
Luminous Flux (lm)	2270
Luminous Efficacy (lm/W)	94
Rated Life (hrs) ⌚	30.000
IP Rating	20
Power Factor	>0.5
Beam Angle	120°
Starting Time	<0.2s
Number of ON-OFF cycling	x15.000

Applications

- Airport, Bathroom, Bedroom, Car Park, Cinema, Gallery, Hospital, Hotel, Kitchen, Museum etc.



Technical Drawing



Features

- High Lumen and CRI, Good quality & Constant Current driver.
- High heat dissipation, low carbon and environmental protection.
- SMD LED Lamp Base.



LED SURFACE LIGHT

1516.00

Product&Family Code:

016 084 0036

SELENA-36 3CCT




WHITE

BLACK

CCT ADJUSTABLE



Technical Data

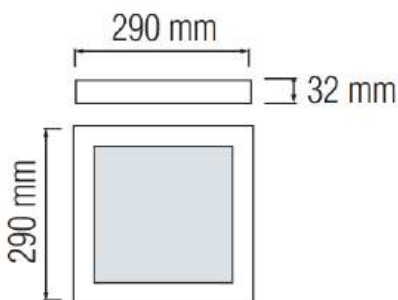
Voltage (V)	160-265V
Product Wattage (W)	36W/3CCT
Equivalence with incandescent lamp	288
Colour Render Index (Ra)	>Ra70
Colour Temperature (K)	3000K - 4000K - 6500K
Materials	Plastic
Protection Class	II
Dimmable	No
EEI	
Warm-up time up to 60 % of the full light output	Instant Full Light
Luminous Flux (lm)	3600
Luminous Efficacy (lm/W)	100
Rated Life (hrs) ⌚	30.000
IP Rating	20
Power Factor	>0.5
Beam Angle	120°
Starting Time	<0.2s
Number of ON-OFF cycling	x15.000

Applications

- Airport, Bathroom, Bedroom, Car Park, Cinema, Gallery, Hospital, Hotel, Kitchen, Museum etc.



Technical Drawing



Features

- High Lumen and CRI, Good quality & Constant Current driver.
- High heat dissipation, low carbon and environmental protection.
- SMD LED Lamp Base.





LED EDGE SLIM LIGHT PANEL

3663.00

Product&Family Code: 056 018 0050

SUPERNOVA 3CCT




BACKSIDE



8 mm

CCT ADJUSTABLE



Technical Data	
Voltage (V)	170-265V
Product Wattage (W)	50
Equivalence with incandescent lamp	400
Colour Render Index (Ra)	>Ra80
Colour Temperature (K)	3CCT
Materials	Aluminium
Protection Class	I
Dimmable	No
EEL	-
Warm-up time up to 60 %of the full light output	Instant Full Light
Luminous Flux (lm)	5000
Luminous Efficacy (lm/W)	100
Rated Life (hrs) ⌚	40.000
IP Rating	20
Power Factor	>0.5
Beam Angle	120°
Starting Time	<0.2s
Number of ON-OFF cycling	x20.000

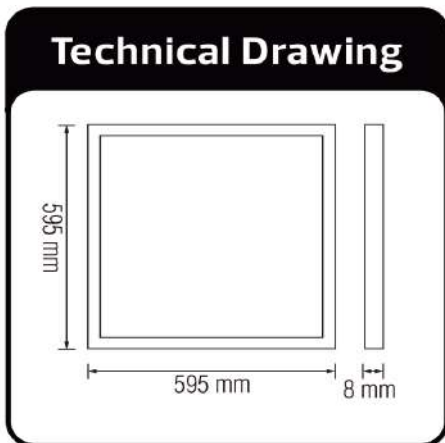
Applications

- Indoor applications; Business Center, Airport, Car Park, Cinema, Gallery, Hospital, Hotel, Museum etc.



Features

- High Lumen and CRI, Good quality & Constant Current driver.
- High heat dissipation, low carbon and environmental protection.
- SMD LED Lamp Base.



LED PANEL

5746.00

Product&Family Code: 056 015 0048

PULSAR-48

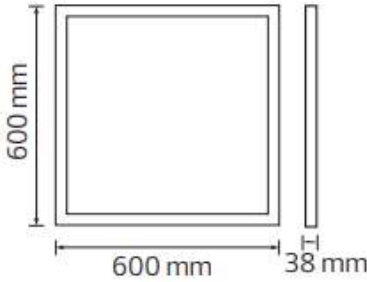


BACKLIGHT
PANEL

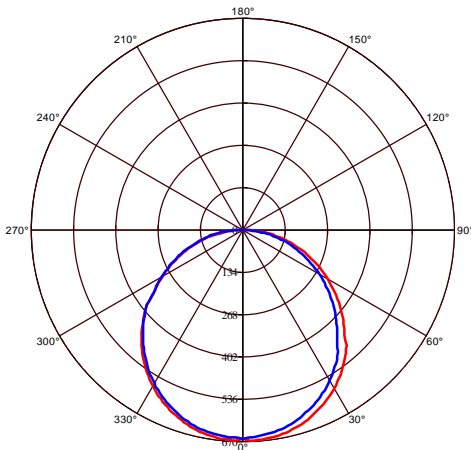
WHITE

BLACK

Technical Drawing



Photometric Diagram



↳ C0 Plane beam angle(50%) ↳ C90 Plane beam angle(50%)

C0 Plane beam angle(50%):112.6(DEG) C90 Plane beam angle(50%):110.2(DEG)

Technical Data

Voltage (V)	175-265V
Product Wattage (W)	48
Equivalence with incandescent lamp	384
Colour Render Index (Ra)	>Ra80
Colour Temperature (K)	6400K
Materials	Aluminium + PS
Protection Class	I
Dimmable	No
EEI	-
Warm-up time up to 60 % of the full light output	Instant Full Light
Luminous Flux (lm)	3800
Luminous Efficacy (lm/W)	79
Rated Life (hrs) ⌚	20.000
IP Rating	20
Power Factor	>0.5
Beam Angle	120°
Starting Time	<0.2s
Number of ON-OFF cycling	x10.000

Applications

- Indoor applications; Business Center, Airport, Car Park, Cinema, Gallery, Hospital, Hotel, Museum etc.



Features

- High Lumen and CRI, Good quality & Constant Current driver.
- High heat dissipation, low carbon and environmental protection.
- SMD LED Lamp Base.



LED SURFACE LIGHT

1010.00

Product&Family Code:

016 081 1018

CATALINA-18 3CCT




WHITE



BLACK



Technical Data

Voltage (V)	160-265V
Product Wattage (W)	18W/3CCT
Equivalence with incandescent lamp	144
Colour Render Index (Ra)	>Ra80
Colour Temperature (K)	3000K - 4000K - 6500K
Materials	Plastic
Protection Class	II
Dimmable	No
EEI	
Warm-up time up to 60 % of the full light output	Instant Full Light
Luminous Flux (lm)	1660
Luminous Efficacy (lm/W)	92
Rated Life (hrs) ⌚	30.000
IP Rating	20
Power Factor	>0.5
Beam Angle	120°
Starting Time	<0.2s
Number of ON-OFF cycling	x15.000

CCT ADJUSTABLE


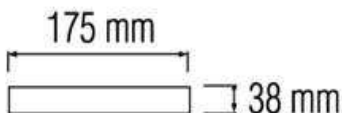


Applications

• Airport, Bathroom, Bedroom, Car Park, Cinema, Gallery, Hospital, Hotel, Kitchen, Museum etc.



Technical Drawing



Features

- High Lumen and CRI, Good quality & Constant Current driver.
- High heat dissipation, low carbon and environmental protection.
- SMD LED Lamp Base.



LED SURFACE LIGHT

1320.00

Product&Family Code: 016 081 1024

CATALINA-24 3CCT




WHITE



BLACK



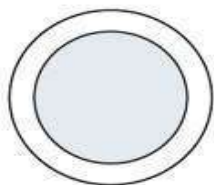
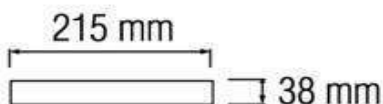
Technical Data

Voltage (V)	160-265V
Product Wattage (W)	24W/3CCT
Equivalence with incandescent lamp	192
Colour Render Index (Ra)	>Ra80
Colour Temperature (K)	3000K - 4000K - 6500K
Materials	Plastic
Protection Class	II
Dimmable	No
EEI	
Warm-up time up to 60 % of the full light output	Instant Full Light
Luminous Flux (lm)	2270
Luminous Efficacy (lm/W)	95
Rated Life (hrs) ⌚	30.000
IP Rating	20
Power Factor	>0.5
Beam Angle	120°
Starting Time	<0.2s
Number of ON-OFF cycling	x15.000

CCT ADJUSTABLE



Technical Drawing



Applications

- Airport, Bathroom, Bedroom, Car Park, Cinema, Gallery, Hospital, Hotel, Kitchen, Museum etc.



Features

- High Lumen and CRI, Good quality & Constant Current driver.
- High heat dissipation, low carbon and environmental protection.
- SMD LED Lamp Base.



LED SURFACE LIGHT

2097.00

Product&Family Code: 016 081 1036

CATALINA-36 3CCT



WHITE




BLACK



CCT ADJUSTABLE




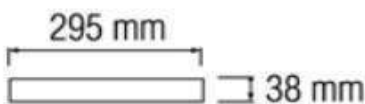
Technical Data	
Voltage (V)	160-265V
Product Wattage (W)	36W/3CCT
Equivalence with incandescent lamp	288
Colour Render Index (Ra)	>Ra80
Colour Temperature (K)	3000K - 4000K - 6500K
Materials	Plastic
Protection Class	II
Dimmable	No
EEI	
Warm-up time up to 60 % of the full light output	Instant Full Light
Luminous Flux (lm)	3600
Luminous Efficacy (lm/W)	100
Rated Life (hrs) ⌚	30.000
IP Rating	20
Power Factor	>0.5
Beam Angle	120°
Starting Time	<0.2s
Number of ON-OFF cycling	x15.000

Applications

• Airport, Bathroom, Bedroom, Car Park, Cinema, Gallery, Hospital, Hotel, Kitchen, Museum etc.



Technical Drawing



Features

- High Lumen and CRI, Good quality & Constant Current driver.
- High heat dissipation, low carbon and environmental protection.
- SMD LED Lamp Base.



LED SURFACE LIGHT

1544.00

Product&Family Code:

016 077 0032

HAZEL-32



WHITE

BLACK

Technical Drawing

Technical Data

Voltage (V)	160-265V
Product Wattage (W)	32
Equivalence with incandescent lamp	256
Colour Render Index (Ra)	>Ra80
Colour Temperature (K)	6400K
Materials	Plastic
Protection Class	II
Dimmable	No
EEI (Containing Product)	-
Warm-up time up to 60 %of the full light output	Instant Full Light
Luminous Flux (lm)	2240
Luminous Efficacy (lm/W)	70
Rated Life (hrs) ⌚	25.000
IP Rating	20
Power Factor	>0.5
Beam Angle	120°
Starting Time	<0.2s
Number of ON-OFF cycling	x15.000

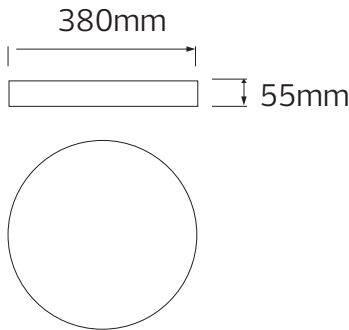
Applications

- Airport, Bathroom, Bedroom, Car Park, Cinema, Gallery, Hospital, Hotel, Kitchen, Museum etc.



Features

- High Lumen and CRI, Good quality & Constant Current driver.
- High heat dissipation, low carbon and environmental protection.
- SMD LED Lamp Base.



LED SURFACE LIGHT

2480.00

Product&Family Code:

016 077 0040

HAZEL-40



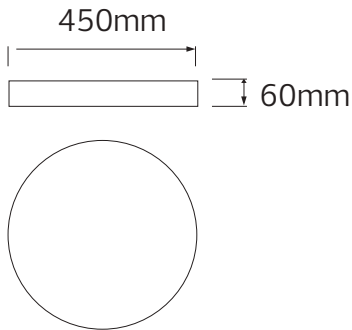
WHITE

BLACK

Technical Data

Voltage (V)	160-265V
Product Wattage (W)	40
Equivalence with incandescent lamp	320
Colour Render Index (Ra)	>Ra80
Colour Temperature (K)	6400K
Materials	Plastic
Protection Class	II
Dimmable	No
EEL (Containing Product)	-
Warm-up time up to 60 % of the full light output	Instant Full Light
Luminous Flux (lm)	2800
Luminous Efficacy (lm/W)	70
Rated Life (hrs) ⌚	25.000
IP Rating	20
Power Factor	>0.5
Beam Angle	120°
Starting Time	<0.2s
Number of ON-OFF cycling	x15.000

Technical Drawing



Applications

- Airport, Bathroom, Bedroom, Car Park, Cinema, Gallery, Hospital, Hotel, Kitchen, Museum etc.



Features

- High Lumen and CRI, Good quality & Constant Current driver.
- High heat dissipation, low carbon and environmental protection.
- SMD LED Lamp Base.



LED DOWNLIGHT

798.00

Product&Family Code:

016 092 0018

PAULA-18 3CCT

 ADJUSTABLE
CUT HOLE

CCT ADJUSTABLE

 CCT Selectable
by DIP Switch

3000K

4000K

6500K

Technical Data

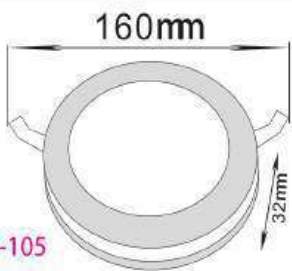
Voltage (V)	160-265V
Product Wattage (W)	18W
Equivalence with incandescent lamp	144
Colour Render Index (Ra)	>Ra70
Colour Temperature (K)	3CCT (3000K-4000K-6500K)
Materials	PS+Aluminium
Protection Class	II
Dimmable	No
EEI	-
Warm-up time up to 60 %of the full light output	Instant Full Light
Luminous Flux (lm)	1440
Luminous Efficacy (lm/W)	80
Rated Life (hrs) ⌚	30.000
IP Rating	20
Power Factor	>0.5
Beam Angle	120°
Starting Time	<0.2s
Number of ON-OFF cycling	x15.000

Applications

- Airport, Bathroom, Bedroom, Car Park, Cinema, Gallery, Hospital, Hotel, Kitchen, Museum etc.



Technical Drawing




70-105

Features

- High Lumen and CRI, Good quality & Constant Current driver.
- High heat dissipation, low carbon and environmental protection.
- SMD LED Lamp Base.



LIGHTING TRACK

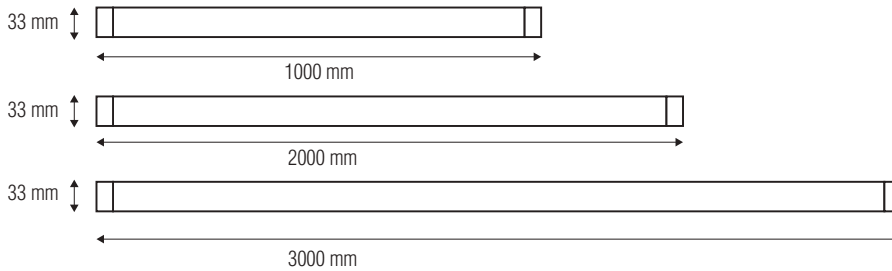


		693.00	
1 m.	0	1359.00	1
2 m.	0	2071.00	2
3 m.	097	001	0003

- Single Phase
- 220-240V / 50-60Hz
- Max. 16A

WHITE
BLACK
SILVER

Technical Drawing



Applications

- Clothing store, shoe store, office, showroom, supermarket, jewellery store etc. .



Features

- Easy to install.
- Good thermal performance.



LED TRACK LIGHT

961.00

Product&Family Code:

018 031 1010

BREMEN-10 3CCT



WHITE

BLACK

Technical Data

Voltage (V)	160-265V
Product Wattage (W)	10
Equivalence with incandescent lamp(W)	80
Colour Render Index (Ra)	>Ra80
Colour Temperature (K)	3CCT
Materials	Aluminium Die Casting
Protection Class	II
Dimmable	No
Warm-up time up to 60 %of the full light output	Instant Full Light
Luminous Flux (lm)	800
Luminous Efficacy (lm/W)	80
Rated Life (hrs) ⌚	30.000
IP Rating	20
Power Factor	>0.5
Beam Angle	24°
Starting Time	<0.2s
Number of ON-OFF cycling	x15000

CCT ADJUSTABLE

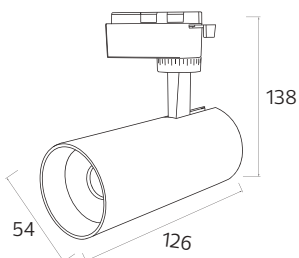


Applications

- Tracking lighting is your best choice when compared to other lights for areas such as dining rooms, kitchens, shopping center and even offices.



Technical Drawing



Features

- High Lumen and CRI, Good quality & Constant Current driver.
- High heat dissipation, low carbon and environmental protection.
- COB LED Lamp Base.
- Very low energy consumption.



LED TRACK LIGHT

1240.00

Product&Family Code:

018 031 1020

BREMEN-20 3CCT



WHITE

BLACK

CCT ADJUSTABLE



Technical Data

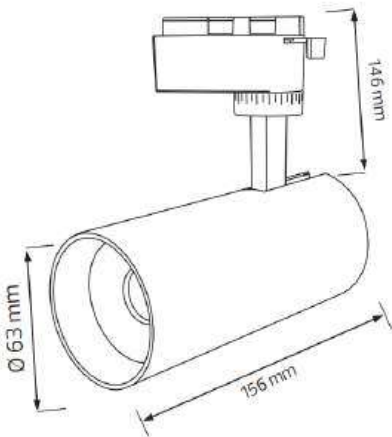
Voltage (V)	160-265V
Product Wattage (W)	20
Equivalence with incandescent lamp(W)	160
Colour Render Index (Ra)	>Ra80
Colour Temperature (K)	3CCT
Materials	Aluminium Die Casting
Protection Class	II
Dimmable	No
Warm-up time up to 60 %of the full light output	Instant Full Light
Luminous Flux (lm)	1700
Luminous Efficacy (lm/W)	85
Rated Life (hrs) ⌚	30.000
IP Rating	20
Power Factor	>0.5
Beam Angle	24°
Starting Time	<0.2s
Number of ON-OFF cycling	x15000

Applications

- Tracking lighting is your best choice when compared to other lights for areas such as dining rooms, kitchens, shopping center and even offices.



Technical Drawing



Features

- High Lumen and CRI, Good quality & Constant Current driver.
- High heat dissipation, low carbon and environmental protection.
- COB LED Lamp Base.
- Very low energy consumption.



LED TRACK LIGHT

1776.00

Product&Family Code:

018 031 1040

BREMEN-40 3CCT



WHITE

BLACK

Technical Data

Voltage (V)	160-265V
Product Wattage (W)	40
Equivalence with incandescent lamp(W)	320
Colour Render Index (Ra)	>Ra80
Colour Temperature (K)	3CCT
Materials	Aluminium Die Casting
Protection Class	II
Dimmable	No
Warm-up time up to 60 %of the full light output	Instant Full Light
Luminous Flux (lm)	3000
Luminous Efficacy (lm/W)	75
Rated Life (hrs) ⌚	30.000
IP Rating	20
Power Factor	>0.5
Beam Angle	24°
Starting Time	<0.2s
Number of ON-OFF cycling	x15000

CCT ADJUSTABLE

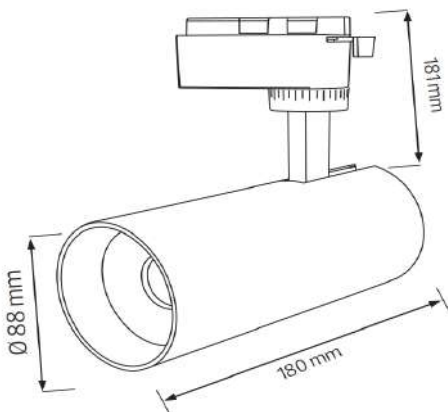


Applications

- Tracking lighting is your best choice when compared to other lights for areas such as dining rooms, kitchens, shopping center and even offices.



Technical Drawing



Features

- High Lumen and CRI, Good quality & Constant Current driver.
- High heat dissipation, low carbon and environmental protection.
- COB LED Lamp Base.
- Very low energy consumption.



LED LINEER TRACK LIGHT

2121.00

Product&Family Code:

018 032 0020

PARMA-20

WHITE & BLACK
BLACK

Technical Data

Voltage (V)	160-265V
Product Wattage (W)	20
Equivalence with incandescent lamp(W)	-
Colour Render Index (Ra)	>Ra80
Colour Temperature (K)	4200
Materials	Aluminium Die Casting
Protection Class	II
Dimmable	No
Warm-up time up to 60 %of the full light output	Instant Full Light
Luminous Flux (lm)	1600
Luminous Efficacy (lm/W)	80
Rated Life (hrs) ⌚	30.000
IP Rating	20
Power Factor	>0.5
Beam Angle	120°
Starting Time	<0.2s
Number of ON-OFF cycling	x15.000

Technical Drawing



Applications

- Tracking lighting is your best choice when compared to other lights for areas such as dining rooms, kitchens, shopping center and even offices.



Features

- High Lumen and CRI, Good quality & Constant Current driver.
- High heat dissipation, low carbon and environmental protection.
- SMD LED Lamp Base.
- Very low energy consumption.



TRACK LIGHT

979.00

Product&Family Code:

115 003 0001

BASEL

Technical Data

Voltage (V)	220-240V
Product Wattage (W)	Max.10W LED
Lamp Type	GU10
WEEE Regulation Appropriate	Yes
Operation Temperature	-30 / +40
Materials	Iron
Protection Class	II
Dimmable	No
IP Rating	20

Applications

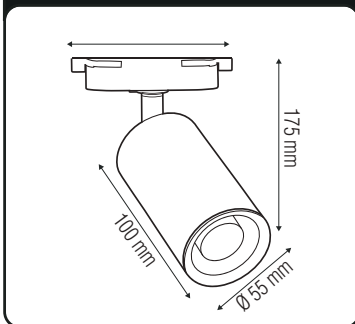
- Tracking lighting is your best choice when compared to other lights for areas such as dining rooms, kitchens, shopping center and even offices.



WHITE

BLACK

Technical Drawing



Features

- High heat dissipation, low carbon and environmental protection.
- Low energy bulb
- Bulb not included.



TRACK LIGHT

1106.00

Product&Family Code:

115

005

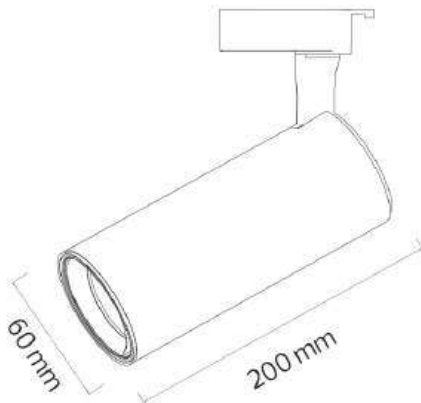
0001

LONDRA-G

WHITE

BLACK

Technical Drawing



Technical Data

Voltage (V)	220-240V
Product Wattage (W)	Max. 10W LED
Lamp Type	GU10
WEEE Regulation Appropriate	Yes
Operation Temperature	-30 / +40
Materials	Iron
Protection Class	II
Dimmable	No
EEI	-
IP Rating	20

Applications

- Tracking lighting is your best choice when compared to other lights for areas such as dining rooms, kitchens, shopping center and even offices.



Features

- High heat dissipation, low carbon and environmental protection.
- Bulb not included.



SURFACE LIGHT

Product&Family Code:

568.00

015 036 0001

SALSA

WHITE

BLACK

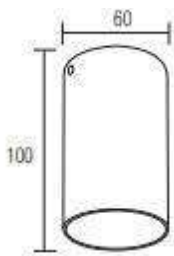
Technical Data

Voltage (V)	220-240V or 12V
Product Wattage (W)	Max.10W LED
Lamp Type	GU10
WEEE Regulation Appropriate	Yes
Operation Temperature	-30 / +40
Materials	Aluminium
Protection Class	I
Dimmable	No
IP Rating	20

Applications

- Airport, Bathroom, Bedroom, Cinema, Gallery, Hospital, Hotel, Kitchen etc.

Technical Drawing



Features

High heat dissipation, low carbon and environmental protection.
Lamp holder not included



WATERPROOF DOWNLIGHT FITTING

631.00

Product&Family Code:

015 050 0001

LAVINYA-R

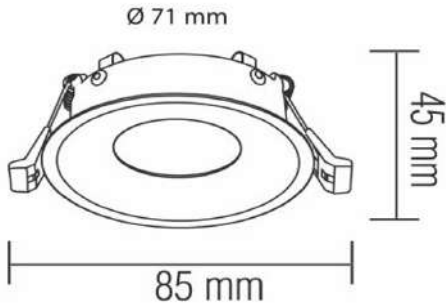


WHITE

BLACK



Technical Drawing



Technical Data

Voltage (V)	-
Product Wattage (W)	Max.10W LED
Lamp Type	MR16 G5.3/G6.35
WEEE Regulation Appropriate	Yes
Materials	Aluminium
Protection Class	N/A
Dimmable	No
EEL	-
IP Rating	65

Applications

- Designed indoor and outdoor applications: Bathroom, Bedroom, Cinema, Gallery, Hospital, Hotel, Kitchen, Museum etc.



Features

- High heat dissipation, low carbon and environmental protection.
- Bulb & Lamp Holder Not Included



GU10

LED DOWNLIGHT

439.00

Product&Family Code:

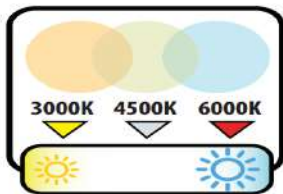
016 085 0005

LOGAN 3CCT



BLACK

WHITE



CCT Adjustable

Technical Drawing



Technical Data

Voltage (V)	170-265V
Product Wattage (W)	5
Equivalence with incandescent lamp	40
Colour Render Index (Ra)	>Ra70
Colour Temperature (K)	3000K-4500K-6000K
Materials	Aluminium Die Casting Body
Protection Class	II
Dimmable	No
EEL	-
Warm-up time up to 60 % of the full light output	Instant Full Light
Luminous Flux (lm)	450
Luminous Efficacy (lm/W)	90
Rated Life (hrs) ⌚	25.000
IP Rating	65
Power Factor	>0.5
Beam Angle	60°
Starting Time	<0.2s
Number of ON-OFF cycling	x12.500

Applications

- Airport, Bathroom, Bedroom, Car Park, Cinema, Gallery, Hospital, Hotel, Kitchen, Museum etc.



Features

- High Lumen and CRI, Good quality & Constant Current driver.
- High heat dissipation, low carbon and environmental protection.
- SMD LED Lamp Base.
- Aluminum Die Casting Body




LED DOWNLIGHT

419.00

Product&Family Code: 016 053 1005

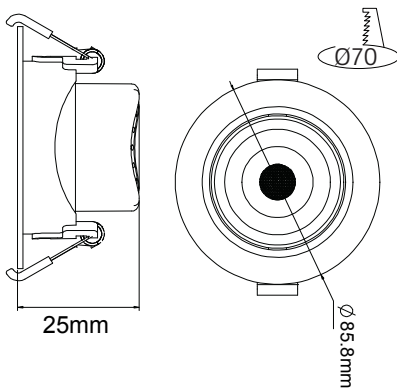
NORA PRO-5




CCT Adjustable

WHITE
BLACK

Technical Drawing



Technical Data

Voltage (V)	170-265V
Product Wattage (W)	5
Equivalence with incandescent lamp	40
Colour Render Index (Ra)	>Ra70
Colour Temperature (K)	3000K - 4500K 6000K
Materials	Plastic
Protection Class	II
Dimmable	No
EEL	
Warm-up time up to 60 % of the full light output	Instant Full Light
Luminous Flux (lm)	450
Luminous Efficacy (lm/W)	90
Rated Life (hrs) ⌚	20.000
IP Rating	20
Power Factor	>0.5
Beam Angle	52°
Starting Time	<0.2s
Number of ON-OFF cycling	x15.000

Applications

- Airport, Bathroom, Bedroom, Car Park, Cinema, Gallery, Hospital, Hotel, Kitchen, Museum etc.



Features

- High Lumen and CRI, Good quality & Constant Current driver.
- High heat dissipation, low carbon and environmental protection.
- SMD LED Lamp Base.




LED DOWNLIGHT

558.00

Product&Family Code: 016 078 1005


NORA PRO/S-5

Technical Data

Voltage (V)	170-265V
Product Wattage (W)	5
Equivalence with incandescent lamp	40
Colour Render Index (Ra)	>Ra70
Colour Temperature (K)	3000K - 4500K 6000K
Materials	Plastic
Protection Class	II
Dimmable	No
EEI	
Warm-up time up to 60 % of the full light output	Instant Full Light
Luminous Flux (lm)	450
Luminous Efficacy (lm/W)	90
Rated Life (hrs) ⌚	20.000
IP Rating	20
Power Factor	>0.5
Beam Angle	52°
Starting Time	<0.2s
Number of ON-OFF cycling	x15.000

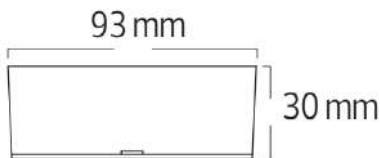
WHITE

BLACK



CCT Adjustable

Technical Drawing



Applications

- Airport, Bathroom, Bedroom, Car Park, Cinema, Gallery, Hospital, Hotel, Kitchen, Museum etc.



Features

- High Lumen and CRI, Good quality & Constant Current driver.
- High heat dissipation, low carbon and environmental protection.
- SMD LED Lamp Base.



LED DOWNLIGHT

254.00

Product&Family Code:

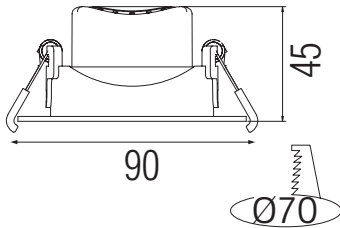
016 079 0006

AMARA



WHITE&BLACK

BLACK

Technical Drawing



Technical Data

Voltage (V)	220-240V
Product Wattage (W)	6
Equivalence with incandescent lamp	48
Colour Render Index (Ra)	>Ra80
Colour Temperature (K)	6400K
Materials	Aluminium
Protection Class	II
Dimmable	No
EEI	
Warm-up time up to 60 % of the full light output	Instant Full Light
Luminous Flux (lm)	480
Luminous Efficacy (lm/W)	80
Rated Life (hrs) ⌚	20.000
IP Rating	20
Power Factor	>0.5
Beam Angle	38°
Starting Time	<0.2s
Number of ON-OFF cycling	x10.000

Applications

- Indoor Applications; Bathroom, Car Park, Cinema, Gallery, Hospital, Hotel, Kitchen, etc.



Features

- High Lumen and CRI, Good quality & Constant Current driver.
- High heat dissipation, low carbon and environmental protection.
- COB LED Lamp Base.



LED PICTURE & MIRROR LAMP

3170.00

Product&Family Code: 040 001 0012

FLAMINGO-12

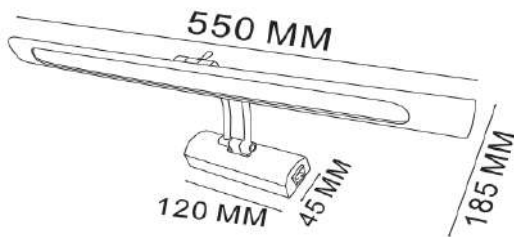


CHROME

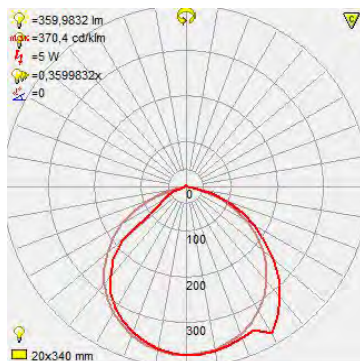
BLACK



Technical Drawing



Photometric Diagram



Technical Data

Voltage (V)	100-250V
Product Wattage (W)	12
Equivalence with incandescent lamp(W)	96
Colour Render Index (Ra)	>Ra70
Colour Temperature (K)	4200
Materials	Metal + Chrome
Protection Class	I
Dimmable	No
Warm-up time up to 60 %of the full light output	instant Full Light
Luminous Flux (lm)	750
Luminous Efficacy (lm/W)	62,5
Rated Life (hrs) ⌚	30.000
IP Rating	45
Power Factor	>0.8
Beam Angle	120°
Starting Time	<0.2s
Number of ON-OFF cycling	x15.000

Applications

- Bathroom, suitable for bedroom, hallway etc.



Features

- High Lumen and CRI, Good quality & Constant Current driver.
- High heat dissipation, low carbon and environmental protection.
- SMD LED Lamp Base.
- Very low energy consumption.



ON-OFF

LED GARDEN LAMP

4198.00

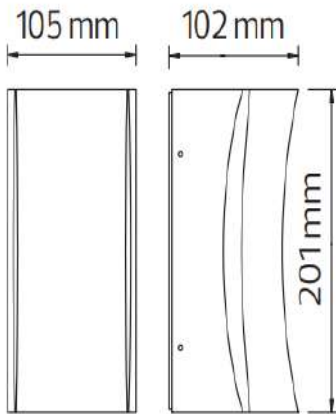
Product&Family Code:

076 009 0012

SERVI

BLACK
WHITE

Technical Drawing



Technical Data


Voltage (V)	100-240V
Product Wattage (W)	12
Equivalence with incandescent lamp(W)	144
Colour Render Index (Ra)	>Ra70
Colour Temperature (K)	4200K
Materials	Aluminum
Protection Class	I
Dimmable	No
EEI	-
Warm-up time up to 60 %of the full light output	Instant Full Light
Luminous Flux (lm)	750
Luminous Efficacy (lm/W)	62
Rated Life (hrs) ⌚	30.000
IP Rating	65
Power Factor	>0.5
Beam Angle	138°
Starting Time	<0.2s
Number of ON-OFF cycling	x15.000

Applications

- Designed Outdoor Applications: Hotel, home lighting, recreation place, supermarket, office building.

Features

- High Lumen and CRI, Good quality & Constant Current driver.
- High heat dissipation, low carbon and environmental protection.
- COB LED Lamp Base.
- Innovative Design of Assembly Structure



GARDEN LAMP

1306.00

Product&Family Code:

MAMBA

076 066 0001

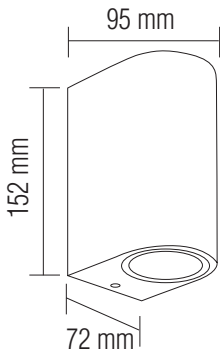


Technical Data

Voltage (V)	220-240V
Product Wattage (W)	Max. 10W LED
Lamp Type	GU10
WEEE Regulation Appropriate	Yes
Operation Temperature	-30 / +40
Materials	Plastic
Protection Class	II
Dimmable	No
IP Rating	65



Technical Drawing



Applications

- Designed Outdoor applications: Gardens

Features

- High strength stainless steel construction
- High heat dissipation, low carbon and environmental protection.
- Low energy bulb (Bulb not included)



LED GARDEN LAMP

1562.00

Product&Family Code: 076 119 0012

VOLCANO-12 3CCT

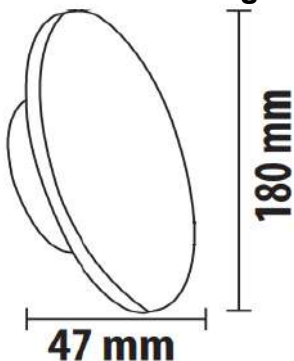

Technical Data

Voltage (V)	100-265V
Product Wattage (W)	12
Equivalence with incandescent lamp(W)	96
Colour Render Index (Ra)	>Ra80
Colour Temperature (K)	3CCT(2700K / 4000K / 6500K)
Materials	Aluminium
Protection Class	II
Dimmable	No
EEI	-
Warm-up time up to 60 %of the full light output	Instant Full Light
Luminous Flux (lm)	1200
Luminous Efficacy (lm/W)	100
Rated Life (hrs) ⌚	25.000
IP Rating	65
Power Factor	>0.45
Beam Angle	120°
Starting Time	<0.2s
Number of ON-OFF cycling	x12.500

CCT ADJUSTABLE



Technical Drawing



Applications

- Designed Outdoor applications: Gardens



Features

- High Lumen and CRI, Good quality & Constant Current driver.
- High heat dissipation, low carbon and environmental protection.
- Innovative Design of Assembly Structure



STRING LIGHT

2333.00

Product&Family Code:

022 001 0001

CARNAVAL-1

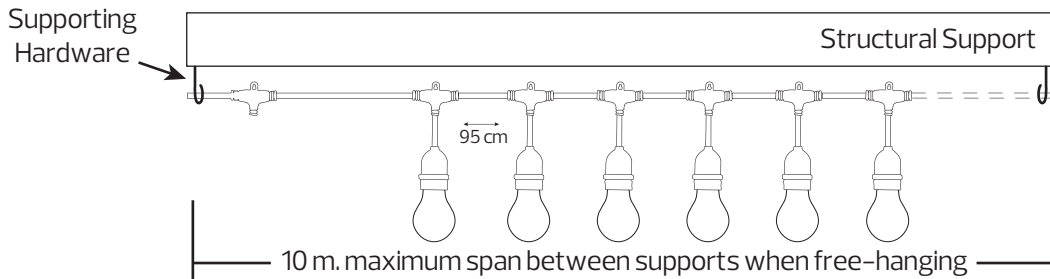
022 001 0002

CARNAVAL-2



LINKABLE

■ Bulb not included



Technical Data

Voltage (V)	220-240V
Product Wattage (Linked Sets)	Max. 6A, 750W (Carnival-1) Max. 13A, 1500W (Carnival-2)
Lamp Type	E27 (10 Lamp Holders, 10 Meters) Per Socket Max. 30W
WEEE Regulation Appropriate	Yes
Material	Plastic
Protection Class	II
IP Rating	44
EEL	-
Cable Type	H05VV-F-2*0.75mm (Carnival-1) H05VV-F-2*1.5mm (Carnival-2)

Applications

- They can be used as decorations and for other interesting applications. Use them as outdoor string lights



Features

- Easy installation
- Low energy bulb (Bulb not included)

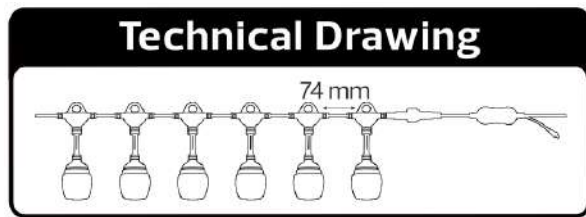


LED STRING LIGHT

7540.00

Product&Family Code: 022 005 0001

PARADISE



■ 18m/24BULBS



Remote Control



Technical Data

Voltage (V)	220V/24V
Product Wattage (Linked Sets)	12W/ Pure Set
Led Type	SMD Led
WEEE Regulation Appropriate	Yes
Material	PC + PVC
Protection Class	II
IP Rating	44
EEL	-
Luminous Flux (lm)	300
Luminous Efficacy (lm/W)	25
Rated Life (hrs) ⌚	25.000

Applications

- They can be used as decorations and for other interesting applications. Use them as outdoor string lights



LED TABLE LAMP

2012.00

Product&Family Code: 050 001 0001

MERIDA 3 CCT



BLACK

WHITE

Technical Data

Voltage (V)	100-240V AC / 5V DC
Product Wattage (W)	3
Equivalence with incandescent lamp(W)	24
Colour Temperature (K)	3 CCT
Materials	ABS+PS+IRON
Protection Class	III
Dimmable	Yes
Battery	3.7V 1800mAh Li-ion Battery
Warm-up time up to 60 %of the full light output	Instant Full Light
Charging Time	2-3 Hours
Duration Time	4-6 Hours
Luminous Flux (lm)	120
Luminous Efficacy (lm/W)	40
Rated Life (hrs) ⌚	20.000
IP Rating	20
Number of ON-OFF cycling	10.000x



TOUCH



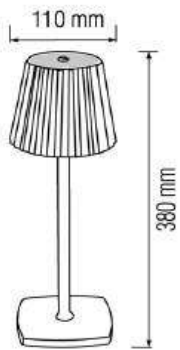
TYPE-C



Applications

- Suitable for offices, restaurants, cafes, hotels, hospitals and more

Technical Drawing



Features

- High heat dissipation, low carbon and environmental protection.
- SMD LED Lamp Base
- Very low energy consumption



LED SOLAR LAMP

1614.00

Product&Family Code:

078 001 0001

VENÜS

Technical Drawing



Technical Data	
Voltage & Battery type	Ni-MH AA 1.2V 200mAh
Product Wattage (W)	0.06
Equivalence with incandescent lamp(W)	0.5
Colour Render Index (Ra)	>Ra 75
Colour Temperature (K)	6400K
Materials	Stainless Steel
Protection Class	III
Dimmable	No
EEI	-
Warm-up time up to 60 %of the full light output	Instant Full Light
Luminous Flux (lm)	1.5
Rated Life (hrs) ⌚	100.000
IP Rating	44
Duration time	Min 8 Hrs

Applications

- Designed Outdoor applications: Gardens



Features

- High heat dissipation, low carbon and environmental protection.
- LED Lamp Base.
- Innovative Design of Assembly Structure



DESK LAMP

3045.00

Product&Family Code: 048 013 0060

RANA

BLACK

Technical Data

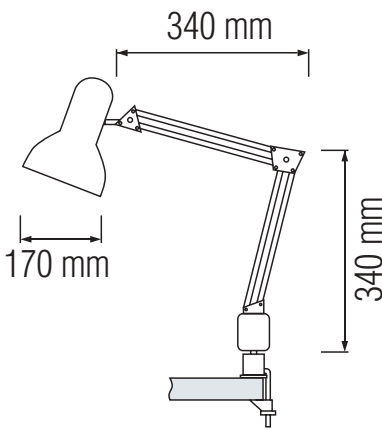
Voltage (V)	220-240V
Product Wattage (W)	Max. 60W
Lamp Type	E27
WEEE Regulation Appropriate	Yes
Operation Temperature	-20 / +40
Materials	Iron
Protection Class	II
Dimmable	No
EEI	-
IP Rating	20

Applications

- Designed indoor applications



Technical Drawing



Features

- Easy installation
- High heat dissipation, low carbon and environmental protection.
- Low energy bulb (Bulb not included)



DESK LAMP

1595.00

Product&Family Code: 048 009 0060

BIHTER



BLACK

WHITE

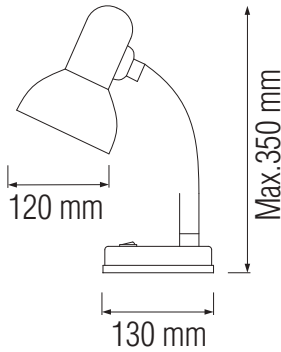
RED

BLUE

Technical Data

Voltage (V)	220-240V
Product Wattage (W)	Max. 60W
Lamp Type	E27
WEEE Regulation Appropriate	Yes
Operation Temperature	-20 / +40
Materials	Iron+Plastic
Protection Class	II
Dimmable	No
EEI	-
IP Rating	20

Technical Drawing



Applications

- Designed indoor applications: Study room



Features

- Easy installation
- High heat dissipation, low carbon and environmental protection.
- Low energy bulb (Bulb not included)



LED NIGHT LAMP

290.00

Product Code: 085 005 0001

BUNNY 2CCT



Technical Data

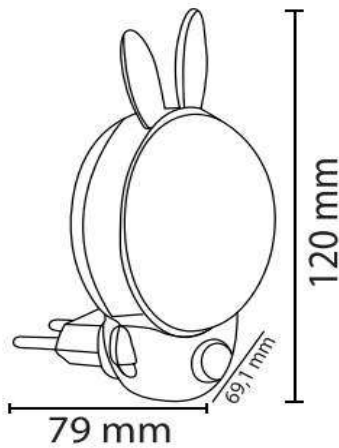
Voltage	220-240V / 50-60Hz
LED Type	1W
Protection Class	II
Dimmable	No
Warm-up time up to 60 %of the full light output	Instant Full Light
Luminous Flux (lm)	30
Rated Life (hrs) ⌚	20.000
IP Rating	20
LED Color Options	Pink/Green/Blue/Red

Applications

- Children Rooms, Bedrooms

MIX(PINK/GREEN/BLUE/RED)

Technical Drawing



Features

- High Lumen and CRI, Good quality & Constant Current driver.
- High heat dissipation, low carbon and environmental protection.
- SMD LED Lamp Base.
- Innovative Design of Assembly Structure



ON-OFF LED 6 pcs

LED NIGHT LAMP

290.00

Product Code: 085 006 0001

ANDY 2CCT



MIX(PINK/GREEN/BLUE/RED)

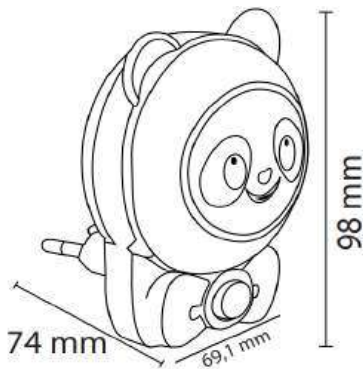
Technical Data

Voltage	220-240V / 50-60Hz
LED Type	1W
Protection Class	II
Dimmable	No
Warm-up time up to 60 %of the full light output	Instant Full Light
Luminous Flux (lm)	30
Rated Life (hrs) ⌚	20.000
IP Rating	20
LED Color Options	Pink/Green/Blue/Red

Applications

- Children Rooms, Bedrooms

Technical Drawing



Features

- High Lumen and CRI, Good quality & Constant Current driver.
- High heat dissipation, low carbon and environmental protection.
- SMD LED Lamp Base.
- Innovative Design of Assembly Structure



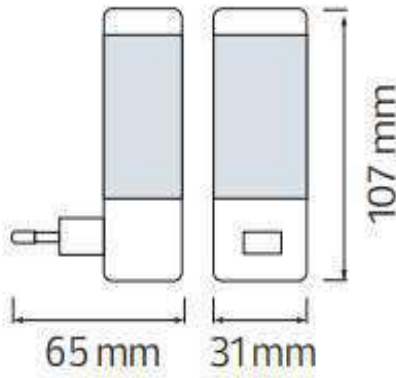
ON-OFF LED 6 pcs

LED NIGHT LAMP



MIX (WHITE/BLUE/GREEN/RED)

Technical Drawing



255.00

Product Code: 085 001 0001

DORA

Technical Data

Voltage	220-240V / 50-60Hz
LED Type	0.4W
Protection Class	II
Dimmable	No
EEL	-
Warm-up time up to 60 %of the full light output	Instant Full Light
Luminous Flux (lm)	25
Rated Life (hrs) ⌚	20.000
IP Rating	20
LED Color Options	White/Green/Blue/Red

Applications

- Children Rooms, Bedrooms



Features

- High Lumen and CRI, Good quality & Constant Current driver.
- High heat dissipation, low carbon and environmental protection.
- SMD LED Lamp Base.
- Innovative Design of Assembly Structure



LED HEADLIGHT

1057.00

Product Code: 084 007 0003

BECKHAM-3


LED TORCH

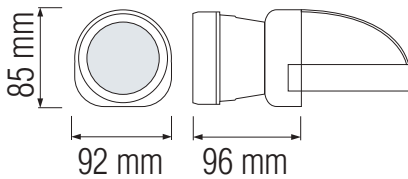
RECHARGEABLE



Technical Data

Voltage	220-240V / 50-60Hz
Battery type	4V 900mAh Rechargeable Sealed-Acid Battery
LED Type	3W, 200 Lm Bright LED Light
Duration Times	1 Hrs (Strong Light) 4 Hrs (Weak)
Protection Class	II
Dimmable	No
EEL	-
Warm-up time up to 60 %of the full light output	Instant Full Light
Luminous Flux (lm)	200
Rated Life (hrs) ⌚	30.000
IP Rating	20
Charging Time	12-15 Hours
Beam Distance	30m

Technical Drawing



Applications

- Camping, hunting, fishing ext.



Features

- High Lumen and CRI, Good quality & Constant Current driver.
- High heat dissipation, low carbon and environmental protection.
- Power LED Lamp Base.
- Innovative Design of Assembly Structure



OFF-1-2

RECHARGEABLE LED LANTERN

1649.00

Product Code: 084 036 0025

CRESPO



MICRO USB
CHARGE
AVAILABLE

STRONG LIGHT DURATION TIME:
1.5 HOURS

MEDIUM LIGHT DURATION TIME:
5 HOURS

WEAK LIGHT DURATION TIME:
20 HOURS

7000K-9000K

STRONG LIGHT **550 lm**

MEDIUM LIGHT **195lm**

WEAK LIGHT **40lm**

Technical Data


Voltage	5V DC Micro USB
Battery type	3.7V 1.8Ah Lithium Battery
LED Type	25W, SMD LED Light
Duration Times	1.5 Hrs - 5 Hrs - 20 Hrs
Protection Class	III
Dimmable	3-Step dimming
EEI	-
Warm-up time up to 60 %of the full light output	Instant Full Light
Luminous Flux (lm)	40-550lm
Rated Life (hrs) Ⓢ	30.000
IP Rating	20
Charging Time	4-6 Hours

Applications

- Camping, hunting, fishing ext.



Technical Drawing



Features

- High Lumen and CRI, Good quality & Constant Current driver.
- High heat dissipation, low carbon and environmental protection.
- SMD LED Lamp Base.
- Innovative Design of Assembly Structure



EMERGENCY LED LANTERN

1337.00

Product Code: 084 030 0009

MESSI-9

**HANGABLE
+
MOUNTABLE**

DESK LAMP MODE

DIMMABLE


Technical Data

Voltage	220-240V / 50-60Hz
Battery type	4V 1.6Ah Rechargeable Sealed -Acit Battery
Charging Time	20-24 Hours
Duration Time	3 Hr / strong, 20 Hrs / weak light
Protection Class	II
Warm-up time up to 60 %of the full light output	Instant Full Light
Luminous Flux (lm)	38 lm / weak, 280 lm / strong light
Rated Life (hrs) ⌚	30.000 Hrs
IP Rating	20
Material	ABS

Applications


- Designed indoor applications



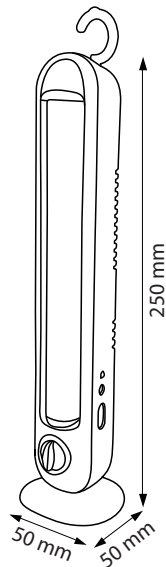
Features

- High Lumen and CRI, Good quality & Constant Current driver.
- High heat dissipation, low carbon and environmental protection.
- SMD LED Lamp Base.
- Innovative Design of Assembly Structure
- Emergency & Automatic Light-Up

LED LANTERN
RECHARGEABLE
EMERGENCY
AUTOMATIC LIGHT-UP



Technical Drawing



EMERGENCY LED LANTERN

2178.00

Product Code: 084 030 0023

MESSI-23

**HANGABLE
+
MOUNTABLE**

DESK LAMP MODE

DIMMABLE


- LED LANTERN
- RECHARGEABLE
- EMERGENCY
- AUTOMATIC LIGHT-UP



Technical Data

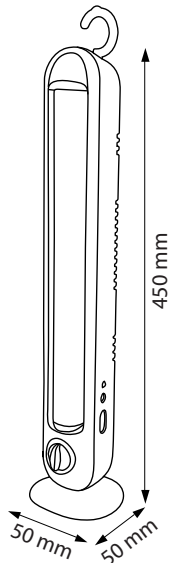
Voltage	220-240V / 50-60Hz
Battery type	2 x 4V 1.6Ah Rechargeable Sealed -Acit Battery
Charging Time	20-24 Hours
Duration Time	2 Hr / strong, 10 Hrs / weak light
Protection Class	II
Warm-up time up to 60 %of the full light output	Instant Full Light
Luminous Flux (lm)	100 lm / weak, 600 lm / strong light
Rated Life (hrs) ⌚	30.000 Hrs
IP Rating	20
Material	ABS

Applications

- Designed indoor applications



Technical Drawing



Features

- High Lumen and CRI, Good quality & Constant Current driver.
- High heat dissipation, low carbon and environmental protection.
- SMD LED Lamp Base.
- Innovative Design of Assembly Structure
- Emergency & Automatic Light-Up



LED TORCH

1077.00

Product Code: 084 046 0003

TORRES-2



Technical Data

Voltage	220V AC / 4.2V DC Adaptor
Battery type	3.7V 1.2Ah Rechargeable Lithium Battery
LED Type	3W, High Power LED
Duration Times	2.5 Hrs / strong, 13.5 Hrs / weak light
Protection Class	II
Dimmable	No
EEL	-
Warm-up time up to 60 %of the full light output	Instant Full Light
Luminous Flux (lm)	240 lm
Rated Life (hrs) Ⓢ	30.000
IP Rating	20
Charging Time	4-6 Hours

LED TORCH

RECHARGEABLE

3000K 4200K 8000K-12000K

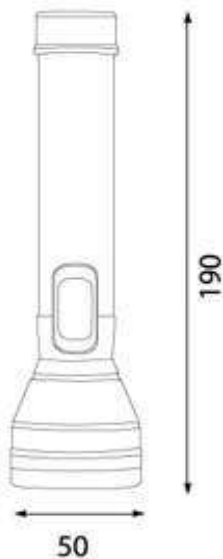


Applications

- Camping, hunting, fishing ext.



Technical Drawing



Features

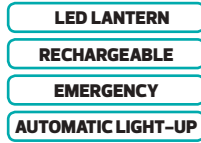
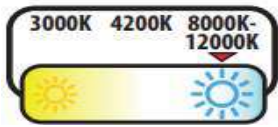
- High Lumen and CRI, Good quality & Constant Current driver.
- High heat dissipation, low carbon and environmental protection.
- High Power LED Lamp Base.
- Innovative Design of Assembly Structure



LED TORCH

1251.00

Product Code: 084 045 0011

WEAH


Technical Data

Voltage	220-240V / 50-60Hz
Battery type	4V 1.6Ah Rechargeable Lead-Acid Battery
Charging Time	15-20 Hours
Duration Time	Torch: 2 Hrs / Lantern: 1 Hrs
Protection Class	II
Warm-up time up to 60 % of the full light output	Instant Full Light
Luminous Flux (lm)	3W=150lm / 8W=230lm
Rated Life (hrs) ⌚	30.000 Hrs
IP Rating	20
Material	HIPS

Applications

- Designed indoor applications



Technical Drawing



Features

- High Lumen and CRI, Good quality & Constant Current driver.
- High heat dissipation, low carbon and environmental protection.
- SMD LED Lamp Base.
- Innovative Design of Assembly Structure
- Ceiling & Wall-Mounted Emergency & Automatic Light-Up



LED TORCH

2465.00

Product Code: 084 044 0005

LAMPARD


Technical Data

Voltage	5V DC USB / Type-C
Battery type	3.7V 3.6Ah Rechargeable Lithium Battery
LED Type	5W, High Power LED
Duration Times	2 Hrs / strong, 8 Hrs / weak light
Protection Class	III
Dimmable	No
EEL	-
Warm-up time up to 60 %of the full light output	Instant Full Light
Luminous Flux (lm)	200 lm / Strong , 65 lm / Weak Light
Rated Life (hrs) ⌚	30.000
IP Rating	20
Charging Time	6-8 Hours


Applications

- Camping, hunting, fishing ext.



Features

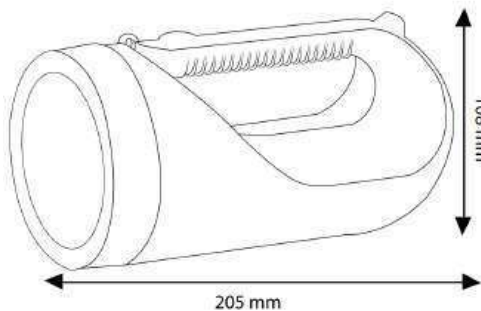
- High Lumen and CRI, Good quality & Constant Current driver.
- High heat dissipation, low carbon and environmental protection.
- High Power LED Lamp Base.
- Innovative Design of Assembly Structure



LED TORCH

RECHARGEABLE

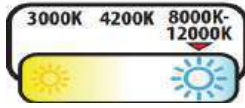
Technical Drawing



LED TORCH

855.00

Product Code: 084 024 0003

BEST-3

LED TORCH
RECHARGEABLE

Technical Data

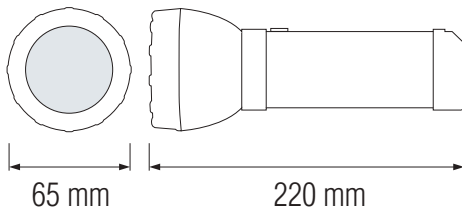
Voltage	220-240V / 50-60Hz
Battery type	4V 0,9Ah Rechargeable Sealed-Acid Battery
LED Type	3W, High Power LED
Duration Times	1 Hr / strong, 4 Hrs / weak light
Protection Class	II
Dimmable	No
EEL	-
Warm-up time up to 60 %of the full light output	Instant Full Light
Luminous Flux (lm)	120 lm / strong, 45 lm / weak light
Rated Life (hrs) Ⓢ	30.000
IP Rating	20
Charging Time	12-15 Hours

Applications

- Camping, hunting, fishing ext.



Technical Drawing



Features

- High Lumen and CRI, Good quality & Constant Current driver.
- High heat dissipation, low carbon and environmental protection.
- High Power LED Lamp Base.
- Innovative Design of Assembly Structure



LED TORCH

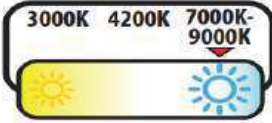
4785.00

Product Code: 084 003 0002

MARADONA-2


LED TORCH

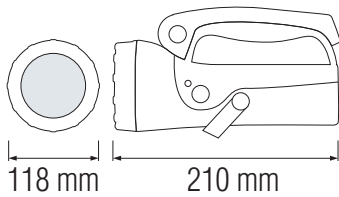
RECHARGEABLE



Technical Data

Voltage	220-240V / 50-60Hz
Battery type	4V 6Ah Rechargeable Sealed-Acid Battery
LED Type	5W, High Power LED
Colour Temperature	7000-9000K
Duration Times	4 Hrs / Strong, 16 Hrs / Weak Light
Protection Class	II
Dimmable	No
EEL	-
Warm-up time up to 60 %of the full light output	Instant Full Light
Luminous Flux (lm)	350
Rated Life (hrs) ⌚	30.000
IP Rating	20
Charging Time	20-24 Hours

Technical Drawing



Applications

- Camping, hunting, fishing ext.



Features

- High Lumen and CRI, Good quality & Constant Current driver.
- High heat dissipation, low carbon and environmental protection.
- High Power LED Lamp Base.
- Innovative Design of Assembly Structure




LED BULB

339.00

Product&Family Code: 001 073 0010

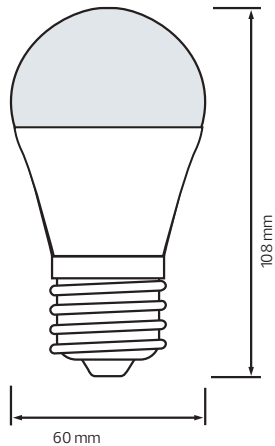
COMBO-10



Technical Data	
Voltage (V)	175-250V
Product Wattage (W)	10
Equivalence with incandescent lamp	68
Colour Render Index (Ra)	>Ra80
Colour Temperature (K)	3CCT (3000K-4000K-6400K)
Materials	Aluminium Housing with PMMA Diffuser
Protection Class	-
Dimmable	No
EEL	AIG F
Warm-up time up to 60 %of the full light output	Instant Full Light
Luminous Flux (lm)	940
Luminous Efficacy (lm/W)	94
Rated Life (hrs) Ⓣ	25,000
IP Rating	-
Power Factor	>0.5
Beam Angle ☆	160 °
Starting Time	<0.5
Number of ON-OFF cycling	x12,500



Technical Drawing



Applications

- The luminaire is an excellent solutions for market, museum, restaurant, show room, and other spot lighting needed.

Features

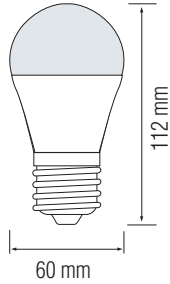
- Low power consumption
- Efficient replacement for incandescent lamps
- Mercury free, no UV and IR radiation
- Instant on, 100% light output



LED SENSOR BULB



Technical Drawing




Turn light on automatically when movement is detected at dark (<15 lux).



Product&Family Code: 001 067 0010

426.00

FORCE-10

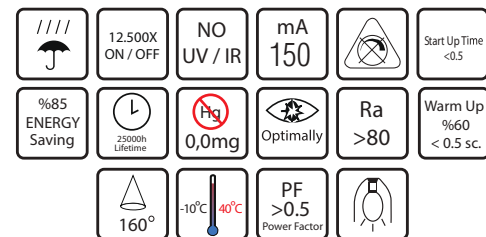
Technical Data	
Voltage (V)	170-240V
Product Wattage (W)	10
Equivalence with incandescent lamp	80
Colour Render Index (Ra)	>Ra80
Colour Temperature (K)	4200K-6400K
Materials	Aluminium Housing with PMMA Diffuser
Protection Class	-
Dimmable	No
EEI	
Warm-up time up to 60 % of the full light output	Instant Full Light
Luminous Flux (lm)	1032
Luminous Efficacy (lm/W)	103
Rated Life (hrs) Ⓟ	30,000
IP Rating	-
Power Factor	>0.5
Beam Angle ☆	160 °
Starting Time	<0.5
Detection Distance	5-8m
Delay time	20s

Applications

- The luminaire is an excellent solutions for corridors ceiling, garage, autopark etc.

Features

- Low power consumption
- Efficient replacement for incandescent lamps
- Mercury free, no UV and IR radiation
- Instant on, 100% light output



E27

LED PHOTOCELL BULB

415.00

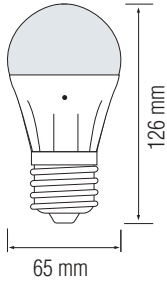
Product&Family Code: 001 068 0010

DARK-10




Built-in
Photocell
Sensor

Technical Drawing



Technical Data	
Voltage (V)	170-240V
Product Wattage (W)	10
Equivalence with incandescent lamp	80
Colour Render Index (Ra)	>Ra80
Colour Temperature (K)	4200K-6400K
Materials	Aluminium Housing with PMMA Diffuser
Protection Class	-
Dimmable	No
EEI	A F
Warm-up time up to 60 %of the full light output	Instant Full Light
Luminous Flux (lm)	1032
Luminous Efficacy (lm/W)	103
Rated Life (hrs) ⌚	30,000
IP Rating	-
Power Factor	>0.5
Beam Angle ☆	160 °
Starting Time	<0.5

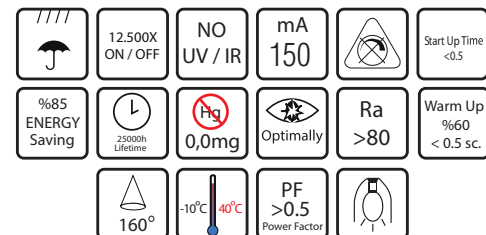


Applications

- The luminaire is an excellent solutions for corridors ceiling, garage, autopark, garden area etc.

Features

- Low power consumption
- Efficient replacement for incandescent lamps
- Mercury free, no UV and IR radiation
- Instant on, 100% light output



RECHARGEABLE EMERGENCY LED BULB

779.00

Product&Family Code:

001 092 0012

DURALITE-12



Rechargeable
Emergency
LED
Bulb



Charging Time:
4 Hours



DC MODE:
FIRST ON-OFF
IS HIGH MODE



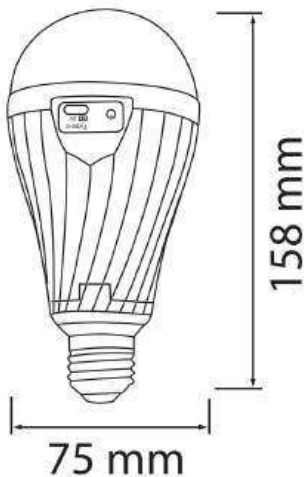
DC MODE:
SECOND ON-OFF
IS ECO MODE



DC MODE:
THIRD ON-OFF
IS FLASH MODE

Technical Data	
Voltage (V)	100-250V
Product Wattage (W)	12
Equivalence with incandescent lamp	96
Colour Render Index (Ra)	>Ra80
Colour Temperature (K)	6400K
Materials	Aluminium Housing with PMMA Diffuser
Emergency Work	5W, 550 Lm
Battery	3,7V 2x1200mAh Li-ion Battery
Emergency Duration Time	6 Hours
Warm-up time up to 60 %of the full light output	Instant Full Light
Dimmable	No
EEL	A+ F
Luminous Flux (lm)	1150
Luminous Efficacy (lm/W)	95
Rated Life (hrs) Ⓛ	25,000
Power Factor	>0.5
Beam Angle Δ	175 °
Starting Time	<0.5
Number of ON-OFF cycling	x12,500

Technical Drawing



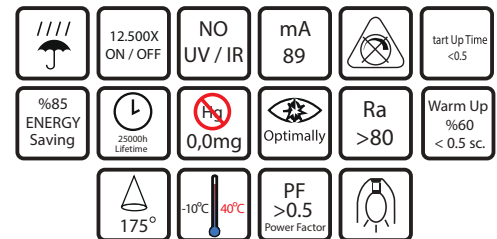
Applications

- The luminaire is an excellent solutions for market, museum, restaurant, show room, and other spot lighting needed.



Features

- Low power consumption
- Efficient replacement for incandescent lamps
- Mercury free, no UV and IR radiation
- Instant on, 100% light output



LED BULB

187.00

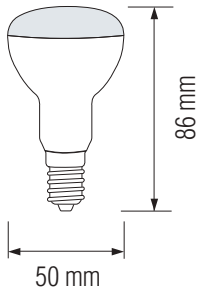
Product&Family Code:


001 040 0006

REFLED-6

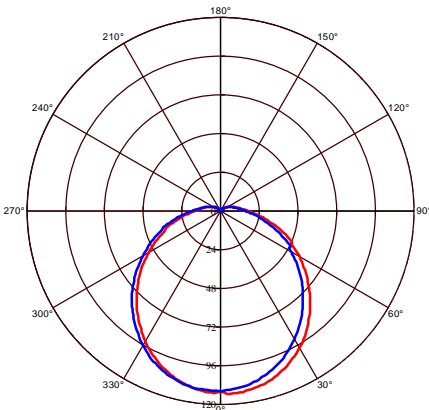


Technical Drawing



Technical Data	
Voltage (V)	175-250V
Product Wattage (W)	6
Equivalence with incandescent lamp	48
Colour Render Index (Ra)	>Ra80
Colour Temperature (K)	4200K
Materials	Aluminium Housing with PMMA Diffuser
Protection Class	-
Dimmable	No
EEL	
Warm-up time up to 60 % of the full light output	Instant Full Light
Luminous Flux (lm)	480
Luminous Efficacy (lm/W)	80
Rated Life (hrs) Ⓢ	25,000
IP Rating	-
Power Factor	>0.5
Beam Angle Δ	160 °
Starting Time	<0.5
Number of ON-OFF cycling	x12,500

Photometric Diagram



↳ C0 Plane beam angle(50%) ↳ C90 Plane beam angle(50%)
C0 Plane beam angle(50%):115.2(DEG) C90 Plane beam angle(50%):115.1(DEG)






Applications

- The luminaire is an excellent solutions for market, museum, restaurant, show room, and other spot lighting needed.



Features

- Low power consumption
- Efficient replacement for incandescent lamps
- Mercury free, no UV and IR radiation
- Instant on, 100% light output

	12.500X ON / OFF	NO UV / IR	mA 30
	Start Up Time <0.5	%85 ENERGY Saving	25000h Lifetime
	0,0mg	Optimally	Ra >80
	160°	-10°C 40°C	PF >0.5 Power Factor
			Warm Up %60 < 0.5 sc.




LED BULB

239.00

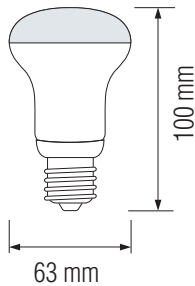
Product&Family Code: 001 041 0010

REFLED-10

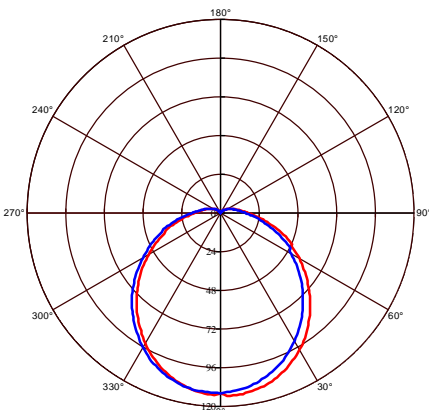


Technical Data	
Voltage (V)	175-250V
Product Wattage (W)	10
Equivalence with incandescent lamp	80
Colour Render Index (Ra)	>Ra80
Colour Temperature (K)	4200K
Materials	Aluminium Housing with PMMA Diffuser
Protection Class	-
Dimmable	No
EEI	
Warm-up time up to 60 % of the full light output	Instant Full Light
Luminous Flux (lm)	920
Luminous Efficacy (lm/W)	92
Rated Life (hrs) Ⓢ	25,000
IP Rating	-
Power Factor	>0.5
Beam Angle Δ	160 °
Starting Time	<0.5
Number of ON-OFF cycling	x12,500

Technical Drawing



Photometric Diagram









Applications

- The luminaire is an excellent solutions for market, museum, restaurant, show room, and other spot lighting needed.



Features

- Low power consumption
- Efficient replacement for incandescent lamps
- Mercury free, no UV and IR radiation
- Instant on, 100% light output

	12.500X ON / OFF	NO UV / IR	mA 86
	Start Up Time <0.5	%85 ENERGY Saving	25000h Lifetime
	0,0mg	Optimally	Ra >80
	160°	-10°C 40°C	Warm Up %60 < 0.5 sc.
	PF >0.5	Power Factor	












LED BULB

1088.00

Product&Family Code:

001

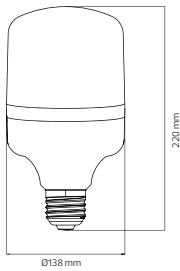
016

0050

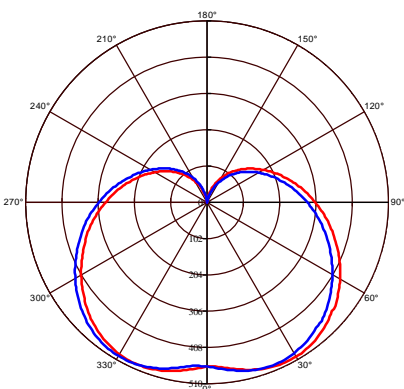
TORCH-50



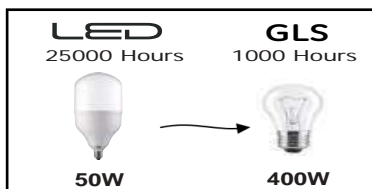
Technical Drawing




Photometric Diagram



C0 Plane beam angle(50%): 200.2(DEG) C90 Plane beam angle(50%): 199.8(DEG)



Technical Data	
Voltage (V)	175-250V
Product Wattage (W)	50
Equivalence with incandescent lamp	400
Colour Render Index (Ra)	>Ra80
Colour Temperature (K)	3000K-4200K-6400K
Materials	Aluminium + PC
Protection Class	-
Dimmable	No
EEI	
Warm-up time up to 60 %of the full light output	Instant Full Light
Luminous Flux (lm)	5350
Luminous Efficacy (lm/W)	107
Rated Life (hrs) ⌚	25,000
IP Rating	-
Power Factor	>0.9
Beam Angle ☆	200 °
Starting Time	>0.2s
Number of ON-OFF cycling	x12.500

Applications

- Applicable to the shops along the street, shops, shopping malls supermarkets and other indoor lighting places.



Features

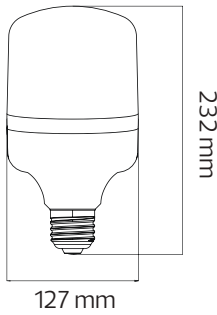
- Low power consumption
- Efficient replacement for incandescent lamps
- Mercury free, no UV and IR radiation
- Instant on, 100% light output



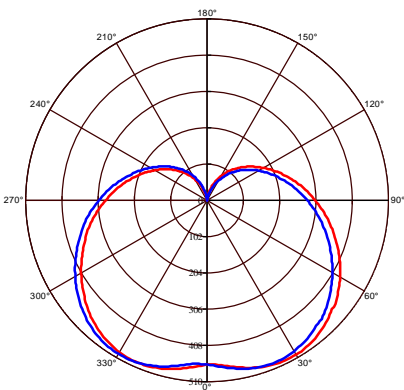
LED BULB



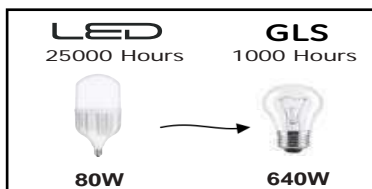
Technical Drawing



Photometric Diagram



C0 Plane beam angle(50°):200.2(DEG) C90 Plane beam angle(50°):199.8(DEG)




2248.00

Product&Family Code:

001 016 0030

TORCH-80

Technical Data	
Voltage (V)	175-250V
Product Wattage (W)	80
Equivalence with incandescent lamp	442
Colour Render Index (Ra)	>Ra80
Colour Temperature (K)	6400K
Materials	Aluminium + PC
Protection Class	-
Dimmable	No
EEI	
Warm-up time up to 60 %of the full light output	Instant Full Light
Luminous Flux (lm)	8300
Luminous Efficacy (lm/W)	104
Rated Life (hrs) ⌚	25,000
IP Rating	-
Power Factor	>0.9
Beam Angle ☆	200 °
Starting Time	>0.2s
Number of ON-OFF cycling	x12.500

Applications

- Applicable to the shops along the street, shops, shopping malls supermarkets and other indoor lighting places.



Features

- Low power consumption
- Efficient replacement for incandescent lamps
- Mercury free, no UV and IR radiation
- Instant on, 100% light output



LED BULB

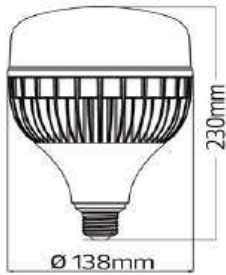
2628.00

Product&Family Code: 001 016 0100

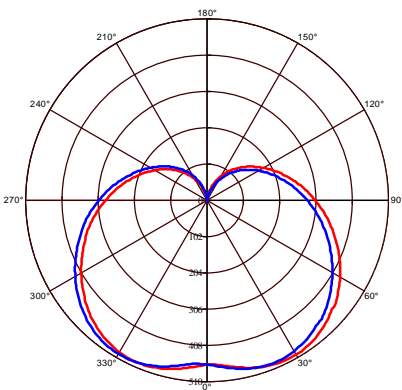
TORCH-100



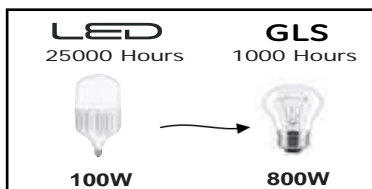
Technical Drawing




Photometric Diagram



C0 Plane beam angle(50%) C90 Plane beam angle(50%)
C0 Plane beam angle(50%):200.2(DEG) C90 Plane beam angle(50%):199.8(DEG)



Technical Data	
Voltage (V)	175-250V
Product Wattage (W)	100
Equivalence with incandescent lamp	557
Colour Render Index (Ra)	86
Colour Temperature (K)	6400
Materials	Aluminium + PC
Protection Class	-
Dimmable	No
EEI	
Warm-up time up to 60 %of the full light output	Instant Full Light
Luminous Flux (lm)	10.600
Luminous Efficacy (lm/W)	106
Rated Life (hrs) ⌚	25,000
IP Rating	-
Power Factor	>0.9
Beam Angle ☆	200 °
Starting Time	>0.2s
Number of ON-OFF cycling	x12.500

Applications

- Applicable to the shops along the street, shops, shopping malls supermarkets and other indoor lighting places.



Features

- Low power consumption
- Efficient replacement for incandescent lamps
- Mercury free, no UV and IR radiation
- Instant on, 100% light output



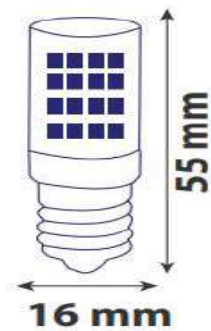
LED CAPSULE

156.00

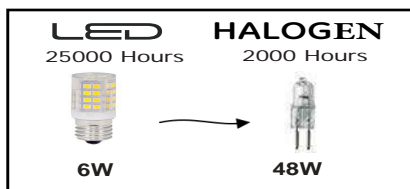
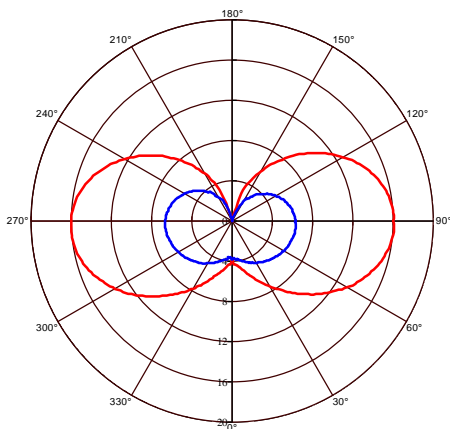
Product&Family Code: 001 086 0003


POND-3


Technical Drawing



Photometric Diagram



Technical Data	
Voltage (V)	220-240V AC
Product Wattage (W)	3
Equivalence with Halogen lamp	48
Colour Render Index (Ra)	>Ra70
Colour Temperature (K)	6400K
Materials	Plastic
Protection Class	-
Dimmable	No
EEI	
Warm-up time up to 60 % of the full light output	Instant Full Light
Luminous Flux (lm)	520
Luminous Efficacy (lm/W)	86
Rated Life (hrs) ⌚	25.000
IP Rating	-
Power Factor	>0.5
Beam Angle ☆	360 °
Starting Time	<0.5s
Number of ON-OFF cycling	x12.500

Applications

- Chandelier, Halogen Downlight etc.



Features

- Very low energy consumption.
- High Lumen and CRI, good quality
- High heat dissipation, low carbon and environmental protection



LED CAPSULE

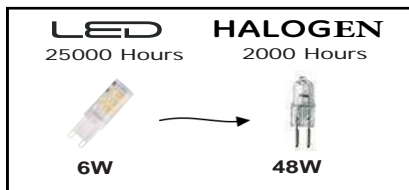
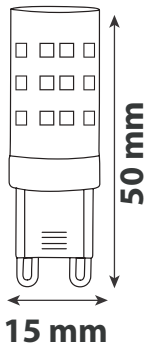
170.00


Product&Family Code:

001 045 0006

PETA-6


Technical Drawing



Technical Data	
Voltage (V)	220-240V AC
Product Wattage (W)	6
Equivalence with Halogen lamp	48
Colour Render Index (Ra)	>Ra70
Colour Temperature (K)	2700K-4200K-6400K
Materials	Plastic
Protection Class	-
Dimmable	No
EEI	
Warm-up time up to 60 % of the full light output	Instant Full Light
Luminous Flux (lm)	520
Luminous Efficacy (lm/W)	86.6
Rated Life (hrs) ⌚	25.000
IP Rating	-
Power Factor	>0.4
Beam Angle ☆	360 °
Starting Time	<0.5s
Number of ON-OFF cycling	x12.500

Applications

- Chandelier, Halogen Downlight etc.



Features

- Very low energy consumption.
- High Lumen and CRI, good quality
- High heat dissipation, low carbon and environmental protection



LED BULB

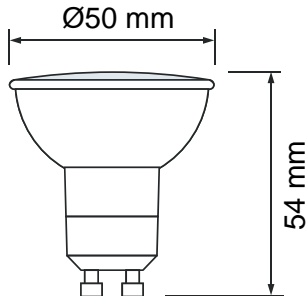
152.00

Product&Family Code:

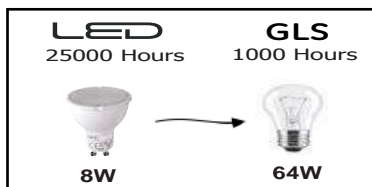
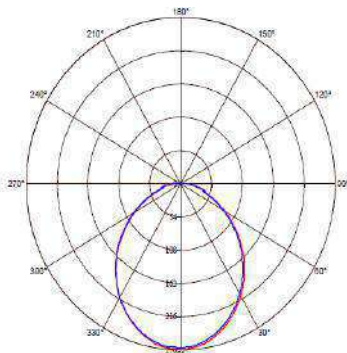
001 002 0008


PLUS-8


Technical Drawing



Photometric Diagram



Technical Data	
Voltage (V)	175-250V
Product Wattage (W)	8
Equivalence with incandescent lamp	64
Colour Render Index (Ra)	>Ra80
Colour Temperature (K)	3000K-4200K-6400K
Materials	Aluminium Housing with PMMA Diffuser
Protection Class	-
Dimmable	No
EEL	
Warm-up time up to 60 %of the full light output	Instant Full Light
Luminous Flux (lm)	610
Luminous Efficacy (lm/W)	76
Rated Life (hrs) Ⓟ	25.000
IP Rating	-
Power Factor	>0.5
Beam Angle ☆	105 °
Starting Time	<0.5
Number of ON-OFF cycling	x12.500






Applications

- The luminaire is an excellent solutions for market, museum, restaurant, show room, and other spot lighting needed.



Features

- Low power consumption
- Efficient replacement for incandescent lamps
- Mercury free, no UV and IR radiation
- Instant on, 100% light output

	12.500X ON / OFF	 0,0mg	 Optimally
NO UV / IR	mA 69	Ra >80	Warm Up %60 < 0.5 sc.
	Start Up Time <0.5	105 °	-10°C 40°C
%85 ENERGY Saving	25000h	PF >0.5 Power Factor	



DIMMABLE LED BULB

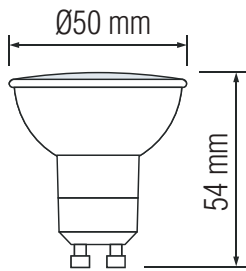
247.00

Product&Family Code: 001 022 0006

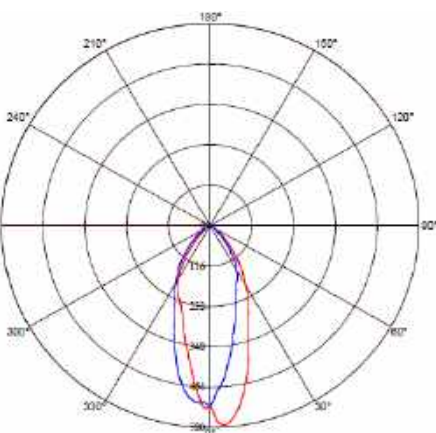
VISION-6



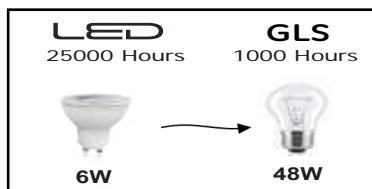
Technical Drawing




Photometric Diagram




00 Plane beam angle(50°) | 36 3(DEG) | 020 Plane beam angle(50°) | 37 4(DEG)



Technical Data	
Voltage (V)	220-240V
Product Wattage (W)	6
Equivalence with incandescent lamp	48
Colour Render Index (Ra)	>Ra80
Colour Temperature (K)	3000K-4200K-6400K
Materials	Aluminium + PC
Protection Class	-
Dimmable	Yes
EEL	
Warm-up time up to 60 % of the full light output	Instant Full Light
Luminous Flux (lm)	480
Luminous Efficacy (lm/W)	80
Rated Life (hrs) ⌚	25,000
IP Rating	-
Power Factor	>0.5
Beam Angle ☆	38 °
Starting Time	<0.5s
Number of ON-OFF cycling	>15,000

Applications

- For use with light dimmers, compatible with most dimmer switches, it is dimmable as well as Omni-directional, indoor lighting applications



Features

- Luminaire is dimmable.
- Dimmable from 100% to 10%
- Long life for reduced maintenance costs
- IR/UV-radiation free, Mercury free, Low heat emission



DIMMABLE LED BULB

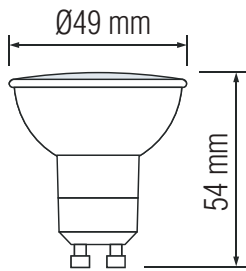
286.00

Product&Family Code: 001 022 0010

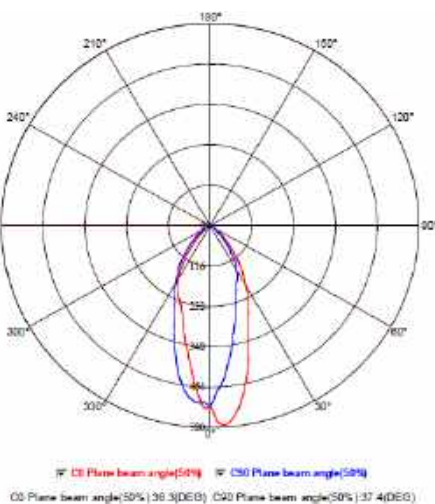
VISION-10



Technical Drawing




Photometric Diagram



Technical Data	
Voltage (V)	220-240V
Product Wattage (W)	10
Equivalence with incandescent lamp	80
Colour Render Index (Ra)	>Ra80
Colour Temperature (K)	3000K-4200K-6400K
Materials	Aluminium + PC
Protection Class	-
Dimmable	Yes
EEL	
Warm-up time up to 60 % of the full light output	Instant Full Light
Luminous Flux (lm)	800
Luminous Efficacy (lm/W)	80
Rated Life (hrs) ⌚	25,000
IP Rating	-
Power Factor	>0.5
Beam Angle ☆	38 °
Starting Time	<0.5s
Number of ON-OFF cycling	>15,000

Applications

- For use with light dimmers, compatible with most dimmer switches, it is dimmable as well as Omni-directional, indoor lighting applications



Features

- Luminaire is dimmable.
- Dimmable from 100% to 10%
- Long life for reduced maintenance costs
- IR/UV-radiation free, Mercury free, Low heat emission



LED DOWNLIGHT


215.00

Product&Family Code:

016 091 0005

ZELDA 3CCT


Technical Data

Voltage (V)	100-265V
Product Wattage (W)	5W/3CCT
Equivalence with incandescent lamp	40
Colour Render Index (Ra)	>Ra80
Colour Temperature (K)	3000K-4000K-6500K
Materials	Plastic
Protection Class	II
Dimmable	No
EEI	 F
Warm-up time up to 60 % of the full light output	Instant Full Light
Luminous Flux (lm)	400
Luminous Efficacy (lm/W)	80
Rated Life (hrs) ⌚	20.000
IP Rating	20
Power Factor	>0.5
Beam Angle	60°
Starting Time	<0.2s
Number of ON-OFF cycling	x10.000



CCT ADJUSTABLE

CCT Selectable by DIP Switch

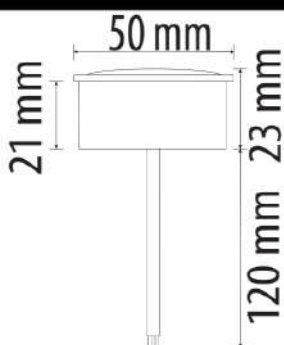


Applications

• Airport, Bathroom, Bedroom, Car Park, Cinema, Gallery, Hospital, Hotel, Kitchen, Museum etc.



Technical Drawing



Features

- High Lumen and CRI, Good quality & Constant Current driver.
- High heat dissipation, low carbon and environmental protection.
- SMD LED Lamp Base.



LED DOWNLIGHT

254.00


Product&Family Code:

016 091 0009

ZELDA 3CCT



Technical Data

Voltage (V)	100-265V
Product Wattage (W)	9W/3CCT
Equivalence with incandescent lamp	40
Colour Render Index (Ra)	>Ra80
Colour Temperature (K)	3000K-4000K-6500K
Materials	Plastic
Protection Class	II
Dimmable	No
EEI	
Warm-up time up to 60 % of the full light output	Instant Full Light
Luminous Flux (lm)	400
Luminous Efficacy (lm/W)	80
Rated Life (hrs) ⌚	20.000
IP Rating	20
Power Factor	>0.5
Beam Angle	60°
Starting Time	<0.2s
Number of ON-OFF cycling	x10.000



CCT ADJUSTABLE

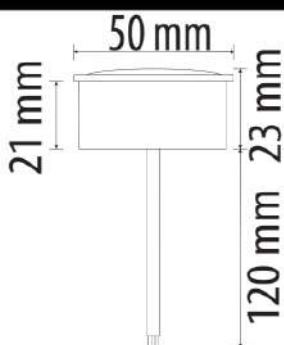


Applications

- Airport, Bathroom, Bedroom, Car Park, Cinema, Gallery, Hospital, Hotel, Kitchen, Museum etc.



Technical Drawing



Features

- High Lumen and CRI, Good quality & Constant Current driver.
- High heat dissipation, low carbon and environmental protection.
- SMD LED Lamp Base.



LED FILAMENT BULB

308.00

Product&Family Code:

001

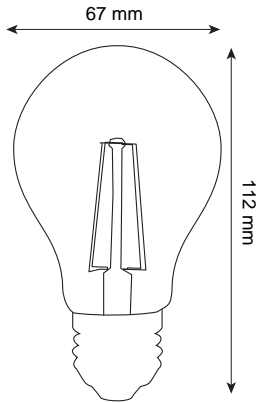
015

0010

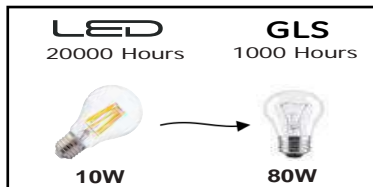
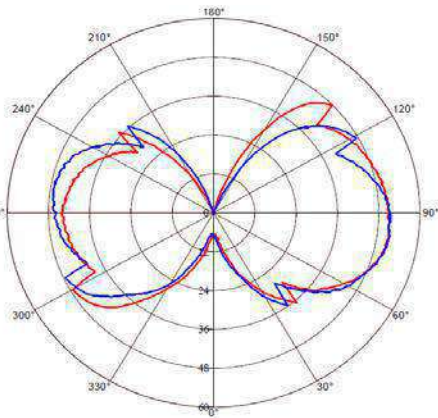
FILAMENT GLOBE-10




Technical Drawing



Photometric Diagram



Technical Data

Voltage (V)	220-240V
Product Wattage (W)	10
Equivalence with incandescent lamp (W)	80
Colour Render Index (Ra)	>Ra80
Colour Temperature (K)	2700K-4200K
Materials	Glass
Protection Class	-
Dimmable	No
EEI	
Warm-up time up to 60 % of the full light output	Instant Full Light
Luminous Flux (lm)	1200
Luminous Efficacy (lm/W)	120
Rated Life (hrs) ⌚	20,000
IP Rating	-
Power Factor	>0.5
Beam Angle ☆	320 °
Starting Time	<0.1s
Number of ON-OFF cycling	x10,000

Applications

- Home, Shop, Indoor etc.



Features

- Very low energy consumption
- High Lumen and CRI, good quality
- High heat dissipation, low carbon and environmental protection



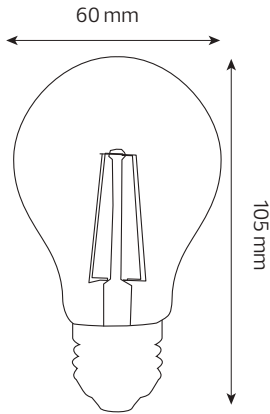
LED FILAMENT BULB

236.00

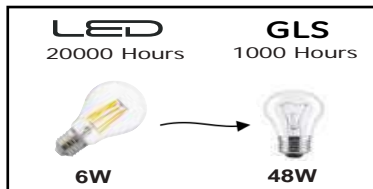
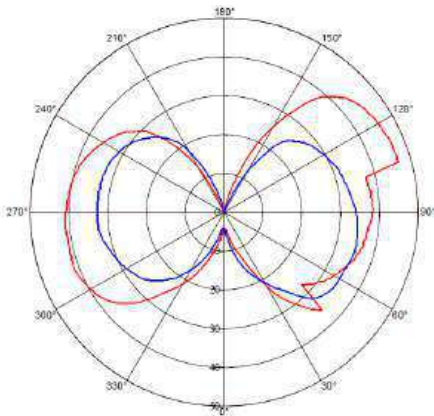
Product&Family Code: 001 015 0006

FILAMENT GLOBE-6



Technical Drawing



Photometric Diagram



Technical Data

Voltage (V)	220-240V
Product Wattage (W)	6
Equivalence with incandescent lamp (W)	48
Colour Render Index (Ra)	>Ra80
Colour Temperature (K)	2700K-4200K
Materials	Glass
Protection Class	-
Dimmable	No
EEI	
Warm-up time up to 60 % of the full light output	Instant Full Light
Luminous Flux (lm)	700
Luminous Efficacy (lm/W)	116
Rated Life (hrs) ⌚	20,000
IP Rating	-
Power Factor	>0.5
Beam Angle ☆	320 °
Starting Time	<0.1s
Number of ON-OFF cycling	x10,000

Applications

- Home, Shop, Indoor etc.



Features

- Very low energy consumption
- High Lumen and CRI, good quality
- High heat dissipation, low carbon and environmental protection



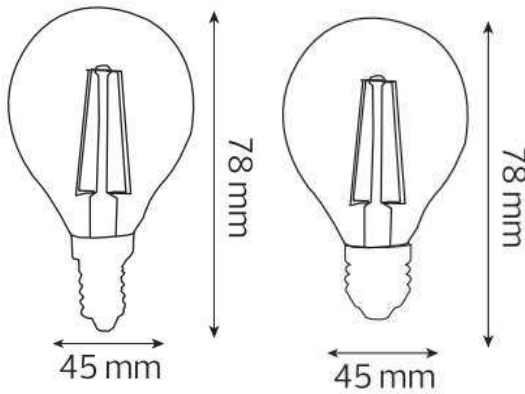
LED FILAMENT BULB

174.00

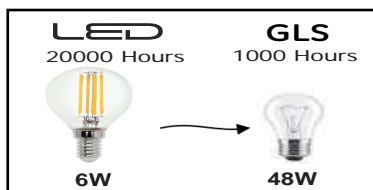
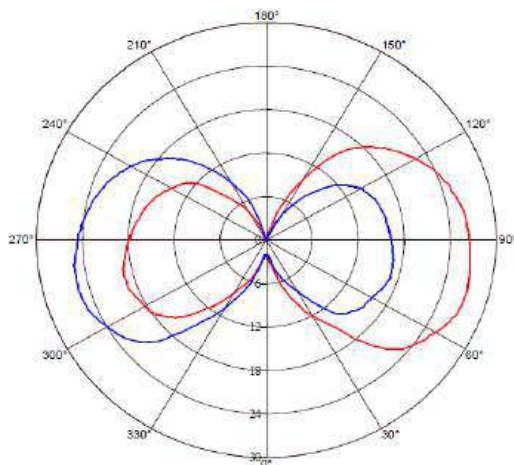
Product&Family Code: 001 089 0006

FILAMENT BALL-6



Technical Drawing



Photometric Diagram



Technical Data

Voltage (V)	220-240V
Product Wattage (W)	6
Equivalence with incandescent lamp (W)	48
Colour Render Index (Ra)	>Ra80
Colour Temperature (K)	2700K-4200K
Materials	Glass
Protection Class	-
Dimmable	No
EEI	
Warm-up time up to 60 % of the full light output	Instant Full Light
Luminous Flux (lm)	700
Luminous Efficacy (lm/W)	116
Rated Life (hrs) ⌚	20,000
IP Rating	-
Power Factor	>0.5
Beam Angle ☆	320 °
Starting Time	<0.1s
Number of ON-OFF cycling	x10,000

Applications

- Home, Shop, Indoor etc.



Features

- Very low energy consumption
- High Lumen and CRI, good quality
- High heat dissipation, low carbon and environmental protection



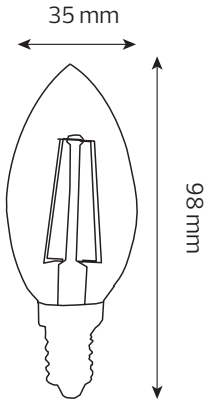
LED FILAMENT BULB

163.00

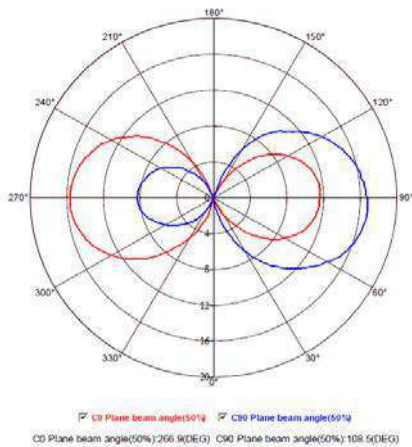
Product&Family Code: 001 013 0006


FILAMENT CANDLE-6


Technical Drawing



Photometric Diagram



Technical Data	
Voltage (V)	220-240V
Product Wattage (W)	6
Equivalence with incandescent lamp (W)	48
Colour Render Index (Ra)	>Ra80
Colour Temperature (K)	2700K-4200K
Materials	Glass
Protection Class	-
Dimmable	No
EEI	
Warm-up time up to 60 % of the full light output	Instant Full Light
Luminous Flux (lm)	700
Luminous Efficacy (lm/W)	116
Rated Life (hrs) ⌚	20,000
IP Rating	-
Power Factor	>0.5
Beam Angle ☆	320 °
Starting Time	<0.1s
Number of ON-OFF cycling	x10,000

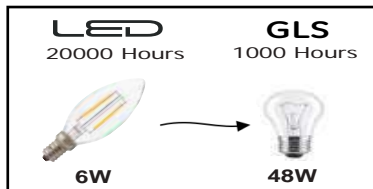
Applications

- Chandeliers, Home, Shop, Indoor etc.



Features

- Very low energy consumption
- High Lumen and CRI, good quality
- High heat dissipation, low carbon and environmental protection



LED TUBE


199.00


Product&Family Code:

002 001 0009

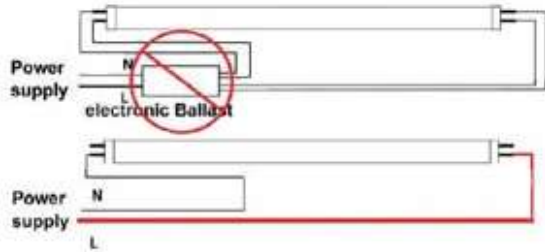
LED TUBE-60

Technical Data

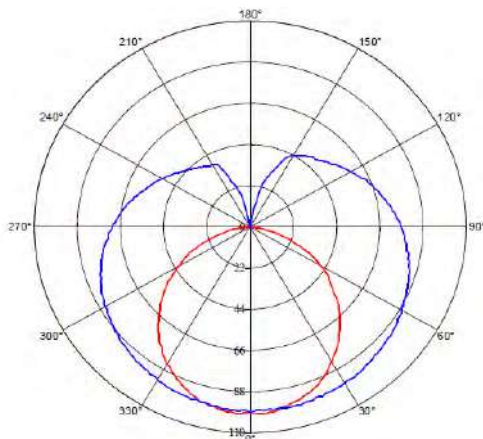
Voltage (V)	175-250V
Product Wattage (W)	9
Equivalence with incandescent lamp(W)	72
Colour Render Index (Ra)	>Ra80
Colour Temperature (K)	6400K
Materials	Glass
Dimmable	No
EEI	
Warm-up time up to 60 % of the full light output	Instant Full Light
Luminous Flux (lm)	830
Luminous Efficacy (lm/W)	92
Rated Life (hrs) ⌚	25.000
Power Factor	>0.5
Beam Angle	195°
Number of ON-OFF cycling	x12.500



Connection Diagram




Photometric Diagram



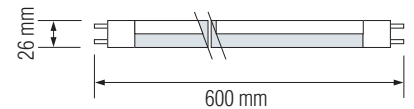
C0 Plane beam angle(50°) C90 Plane beam angle(50°)
 C00 Plane beam angle(50°):108.2(DEG) C90 Plane beam angle(50°):1258.4(DEG)








Applications

- Office, hospitality, industrial, car park.



Technical Drawing



	15.000X ON / OFF	NO UV / IR	mA 60	PF >0.5 Power Factor
%85 ENERGY Saving	 25000h Lifetime	 0,0mg	 Optimally	Warm Up %60 < 0.5 sc.
	Start Up Time <0.5	 195°	 -10°C 40°C	Ra >80

Features

- High Lumen and CRI, Good quality & Constant Current driver.
- High heat dissipation, low carbon and environmental protection.
- SMD LED Lamp Base
- Very low energy consumption




LED TUBE


280.00

Product&Family Code:

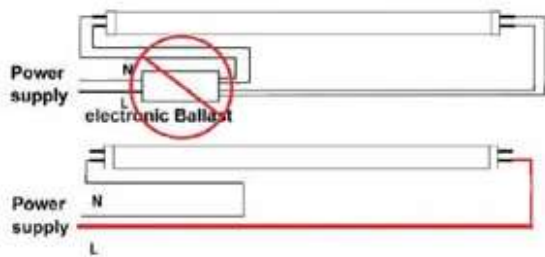
002 001 0018

LED TUBE-120

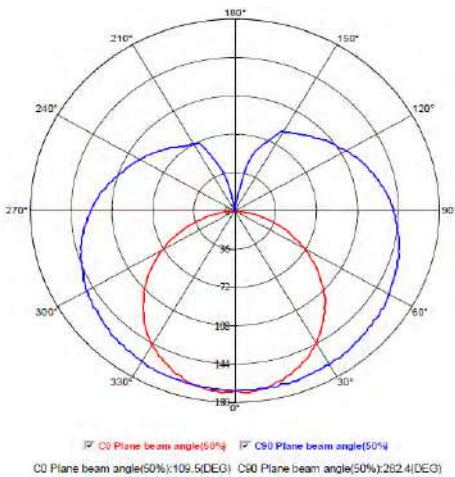


Technical Data	
Voltage (V)	175-250V
Product Wattage (W)	18
Equivalence with incandescent lamp(W)	144
Colour Render Index (Ra)	>Ra80
Colour Temperature (K)	6400K
Materials	Glass
Dimmable	No
EEL	
Warm-up time up to 60 % of the full light output	Instant Full Light
Luminous Flux (lm)	1800
Luminous Efficacy (lm/W)	100
Rated Life (hrs) ⌚	25.000
Power Factor	>0.7
Beam Angle	195°
Number of ON-OFF cycling	x15.000

Connection Diagram




Photometric Diagram

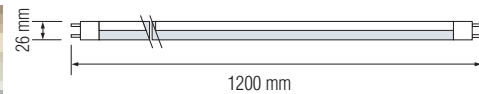


Applications

- Office, hospitality, industrial, car park.





Technical Drawing



Features

- High Lumen and CRI, Good quality & Constant Current driver.
- High heat dissipation, low carbon and environmental protection.
- SMD LED Lamp Base
- Very low energy consumption

	15.000X ON / OFF	NO UV / IR	mA 95
%85 ENERGY Saving	25000h Lifetime	Hg 0,0mg	Optimally
	Start Up Time <0.5	195°	-10°C 40°C
Ra >80	Warm Up %60 < 0.5 s.c.	PF >0.5 Power Factor	



FLUORESCENT TUBE



Product&Family Code:


268.00

TUBE-8

004 003 0036

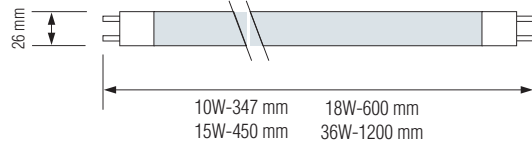
36W, 2400 lm

Technical Data

Voltage (V)	220-240V
Product Wattage (W)	10 -15 -18 - 36
Colour Render Index (Ra)	>70
Colour Temperature	Daylight
Materials	Glass
Dimmable	No
EEI	
Rated Life (hrs) ⌚	8.000
Power Factor	>0.8
Beam Angle	200°
Number of ON-OFF cycling	x4.000

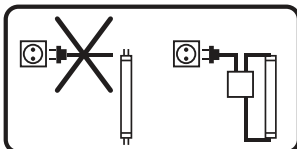




Technical Drawing



Applications

- Office, hospitality, industrial, car park.



X4.000 ON / OFF	Start Up Time 10 sec.	Hg 3,0mg	Warm Up %60 2 sec.	PF 0.8 Power Factor	
	8000h Lifetime	Ra 72	-10°C 40°C		



DOORBELL

1039.00

Product&Family Code: 086 007 0001

ROLLAND-D

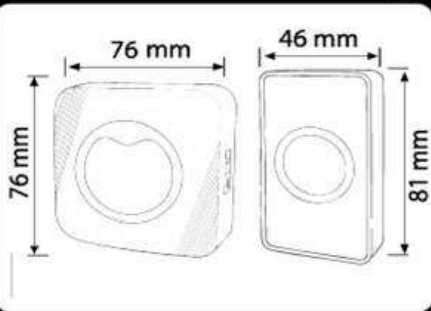
Technical Data	
Power Source	12V DC - Emitter
Receiving	4.5V / DC (3xAA 1.5V)
Working Frequency	433 MHz
Distance	100m (open position)
Sound Level	85 db (max.)
Sound Type	36 songs optional
IP Rating	20
Protection Class	III



WHITE

- Lines grace, light touch button, various kinds of colors for your choice, can bring you a sense of vision enjoy from lines and colors.
- Simple, vivid and wireless installation design avoid troubles and save money when installation and don't effect decorate environment.
- Remote control range up to 100 meters in the open air, suitable for homes and high-rise buildings.
- Energy saving design of environment protection, the battery inside the button can last for one year (20 presses per day).
- Delicate smart part, makes the doorbell a saluting angel of dwelling house, office block, hotel, high-rise building, factory and so on. You will never miss any guests.

Technical Drawing



36 songs optional


 Environment friendly
energy saving system


Wireless system


 Super long receiving
distance 100m


DOORBELL

1178.00

Product&Family Code: 086 003 0002

NERO-A

Technical Data

Power Source	12V DC - Emitter
Receiving	220V AC
Working Frequency	433 MHz
Distance	100m (open position)
Sound Level	80 db (max.)
Sound Type	36 songs optional
IP Rating	20
Protection Class	II


BLUE


DEVOTION-PROFESSION

We have years' experience to design and produce the digital wireless products, which makes our company have continual innovation ability. Based on our professional digital technology, we make the products with new science and technology. We use the anti-interferent design to avoid the mutual disturbs thoroughly.

CONVENIENCE-QUICKNESS

DIY design make you not need to seek the help from professionals; and you don't need to set the line or to excavate a hole. It is easy for installation. you can install it everywhere you like according to your apartment.

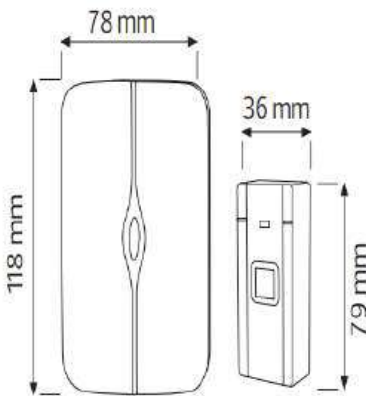
CONCEPT-BREACH

Unique product design idea is continually melted in by the modern element, which makes the product more energetic.

FLY UPWARDS-SPACE

120m 4D remote control distance is easy for your installation and you can enjoy the music from ours in your space and share the happiness of knowing the arrival of your friends.

Technical Drawing



36 songs optional


 Environment friendly
energy saving system


Wireless system


 Super long receiving
distance 100m


DOORBELL

1256.00

Product&Family Code: 086 005 0001

PLAY



Technical Data	
Power Source	9-15V DC Adaptor
Receiving	4.5V / DC (3xAA 1.5V)
Sensing Distance	6 m
Distance Range	110 degree
Sound Level	80 db (max.)
Sound Type	Ding Dong, Hello, Welcome+Alarm
IP Rating	20
Protection Class	III



Sensing distance 6 M

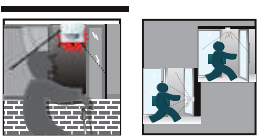


Free angle adjustment



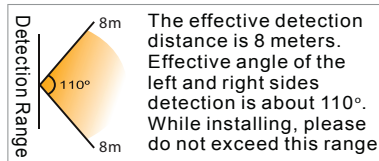
Sonorant about 85 dB/m

- High sensitive, anti-interference technology.
- Can be used at office , home, stores, factories etc. any place.

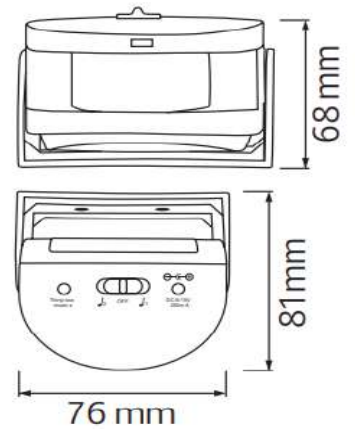


This product is used for alarm function , please make the probe face the balcony, doors, windows or stairs etc where thieves usually go. The height of the probe installed in the suitable position and can freely adjust the angle of the probe to the appropriate location. When the thief enters, the warning sound will inform the owner.

When this product is used for welcoming, install it at the top of the door or wall, freely adjust the angle of the probe to the appropriate location.




Technical Drawing



VOLTAGE SURGE PROTECTOR

PROTEX-R
1424.00

 Product&Family Code: **131 001 0001**


SETTINGS

- Press to Enter Over Voltage Setting:
 Over Voltage Protection Range:
 cyclic 230V-280V adjustable,
 5V for each press of this button
- Press to Enter Delay Time Setting:
 Delay Time:
 5s / 3 min switch by press
 the time switch button
- Press to Enter Under Voltage Setting:
 Under Voltage Protection Range:
 cyclic 140V-180V adjustable,
 5V for each press of this button

Technical Data

Working Voltage	230VAC-50Hz
Low Protect Voltage	165VAC(140VAC-180VAC adjustable)
High Protect Voltage	260VAC(230VAC-280VAC adjustable)
Time Delay	5s / 3 min
Surge Protection	140 Joules
Max Current	16A

IDEAL FOR

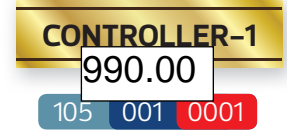



Applications

- Home Offices, Living Rooms, Kitchens, Bedrooms



WIRELESS LIGHTING CONTROLLER SWITCH



30m~60m operating range
1 channel of lights
full dimension remote control

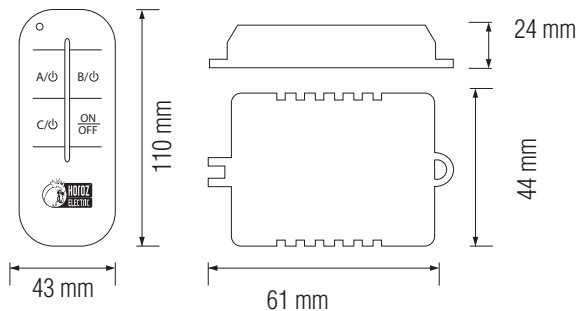
Technical Data

- Working voltage: AC 180-250V 50Hz
- Working frequency: 433.92 Mhz
- Operation Range: 30m~60m in 360 degree (in open area)
- Tungsten filament lamp $\leq 1000W$
 - Energy saving lamp/LED $\leq 300W$
 - Energy saving lamp/LED ≤ 6 PCS
- Working voltage for remote controller: 12V (A23 alkaline battery)
- IP 20

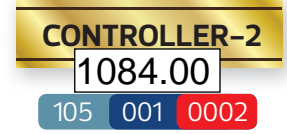

Product Features

- Good Quality
- Protection Class for Remote Controller: III
- Protection Class for Switch: II
- Variety Application Area: Hotels and meeting room, Home and commercial lighting, education institutes, Airports and subway stations and factories, Corridor, office and reception areas.

Technical Drawing



WIRELESS LIGHTING CONTROLLER SWITCH



30m-60m 30m-60m operating range
2 channels of lights
full dimension remote control

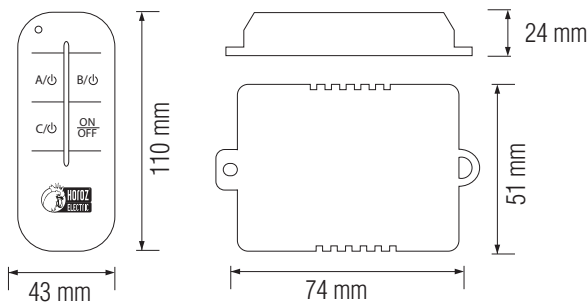
Technical Data

- Working voltage: AC 180-250V 50Hz
- Working frequency: 433.92 Mhz
- Operation Range: 30m~60m in 360 degree (in open area)
- Tungsten filament lamp $\leq 1000W$
 - Energy saving lamp/LED $\leq 300W$
 - Energy saving lamp/LED $\leq 6 PCS$
- Working voltage for remote controller: 12V (A23 alkaline battery)
- IP 20

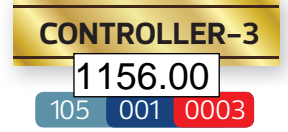
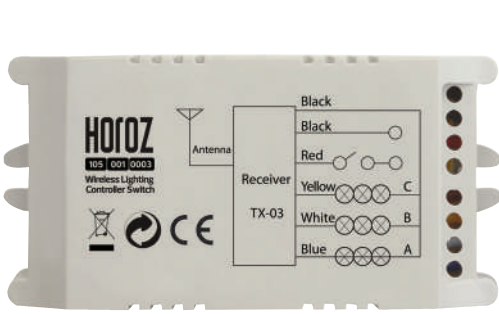
Product Features

- Good Quality
- Protection Class for Remote Controller: III
- Protection Class for Switch: II
- Variety Application Area: Hotels and meeting room, Home and commercial lighting, education institutes, Airports and subway stations and factories, Corridor, office and reception areas.

Technical Drawing



WIRELESS LIGHTING CONTROLLER SWITCH



30m~60m operating range
3 channels of lights
full dimension remote control

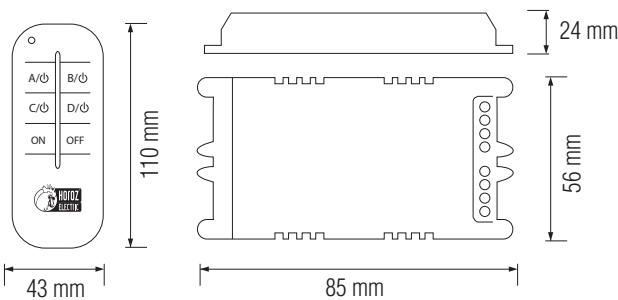
Technical Data

- Working voltage: AC 180-250V 50Hz
- Working frequency: 433.92 Mhz
- Operation Range: 30m~60m in 360 degree (in open area)
- Tungsten filament lamp $\leq 1000W$
 - Energy saving lamp/LED $\leq 300W$
 - Energy saving lamp/LED ≤ 6 PCS
- Working voltage for remote controller: 12V (A23 alkaline battery)
- IP 20

Product Features

- Good Quality
- Protection Class for Remote Controller: III
- Protection Class for Switch: II
- Variety Application Area: Hotels and meeting room, Home and commercial lighting, education institutes, Airports and subway stations and factories, Corridor, office and reception areas.

Technical Drawing



MECHANICAL DAILY TIMER PLUG

779.00

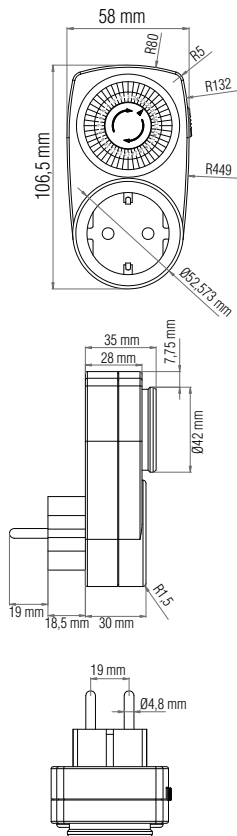
Product&Family Code: 108 001 0001

TIMER-1


Technical Data

Voltage (V)	220-240V
Product Wattage (W)	3500
Current (A)	16
Programs	24 on/off
Min.Time Interval	30 Min.& 48 Switch. Times Per Day
Materials	Plastic
Protection Class	I
IP Rating	20

Technical Drawing



Applications

- Use for indoors and in dry location



Features

- Energy-saving mechanical timer programming
- Easy to use
- One outlet.
- Ideal for reminding you of daily chores



DIGITAL WEEKLY ELECTRONIC TIMER PLUG

1760.00

Product&Family Code: 108 002 0001

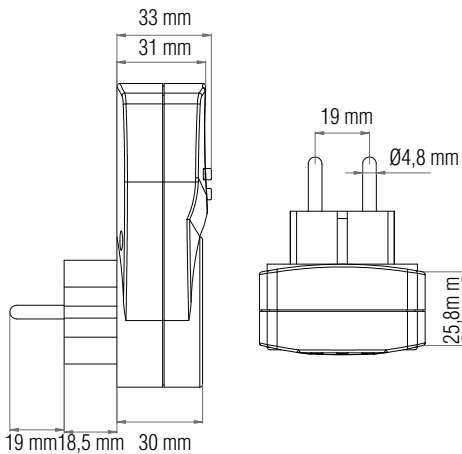
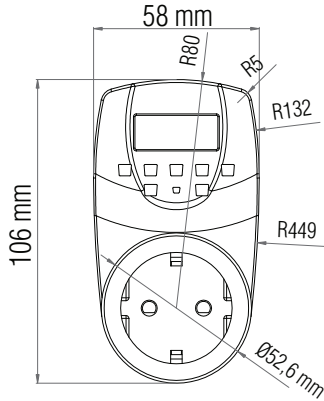
TIMER-2



Technical Data

Voltage (V)	220-240V
Product Wattage (W)	3500(Max)
Current (A)	16(Max)
Programs	20 on/off
Min.Time Interval	1 Minutes
Materials	Plastic
Protection Class	I
IP Rating	20

Technical Drawing



Applications

- Use for indoors and in dry location



Features

- Easy Operation.
- Daily and weekly program.
- One outlet.
- Ideal for reminding you of daily chores
- Rechargeable NiMH battery-used inside(NIMH 1.2V)



PIR E27 SENSOR LIGHT

863.00

Product&Family Code:

088 006 0001

CAMARO

WHITE



Technical Data

Voltage	AC 220-240V / 50-60Hz
Detection Range	6m Max.($<24^{\circ}\text{C}$)
Time Setting	10sec~5min (Adjustable)
Light-Control	$<10\text{ LUX}$ ~2000LUX (adjustable)
Rated Load for LED:	Max.60W LED
Protection Class	II
IP Rating	20
Detection Motion Speed	0,6-1,5 m/s
Material	Plastic
Installation Height	2m ~ 3.5m
Detection Angle	360°

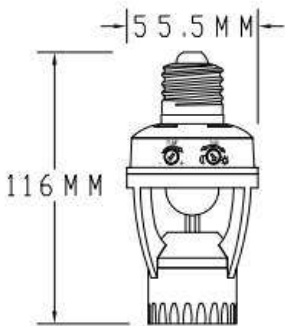
Applications

- For use indoors

Features

- A passive infrared sensor (PIR sensor) is an electronic sensor that measures infrared (IR) light radiating from objects in its field of view.
- The wide detection range senses an up, down, left and right field of motion.
- It works by seeing human body heat in motion via infrared rays.

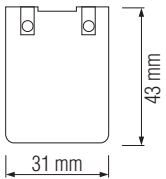
Technical Drawing



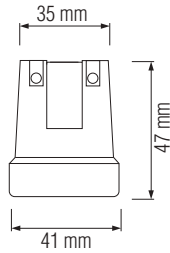
LAMP HOLDER

 Product&Family Code: **PORCELAIN**

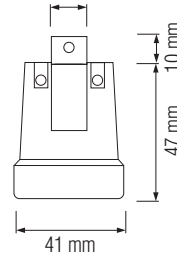
094 003 0001



094 003 0002

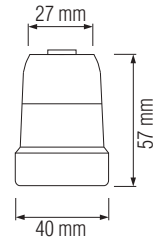


094 003 0003



71.00

094 003 0004



Technical Data

Supply Voltage (AC)	250V
Current Rating	4A
Lamp Type	E27
Housing	Porcelain
Fixing	Screw

Applications

- E27 porcelain lamp holders are available for Edison screw lamps. The lamps power can reach to 2000 watts. The material of a porcelain lamp holders defined its intended use, porcelain lamp holders can with stand considerably higher operating temperatures than bakelite lamp holder.



LAMP HOLDER

Product&Family Code: **PORCELAIN**

54.00

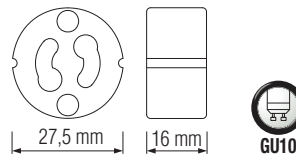
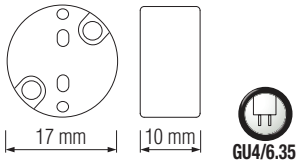
094 004 0001

10 cm.

20 cm.

094 004 0002

15 cm.



Technical Data	
Supply Voltage (AC)	250V
Current Rating	4A
Lamp Type	GU4/6.35 - GU10
Housing	Porcelain
Cable Type	Halogen Free

Applications

- GU4/6.35 and GU10 Porcelain Lamp Holder Fitting Bases With Wire Connector For Halogen & LED Bulbs



CONTACTOR

SAFE

Product&Family Code:

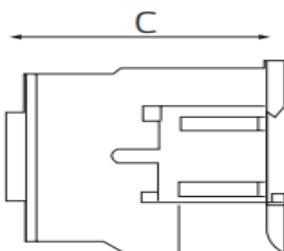
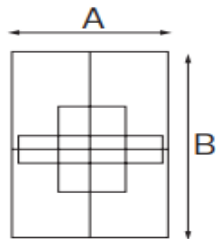


1135.00



1789.00

	114-005-0009	114-005-0012	114-005-0018	114-005-0025	114-005-0032	114-005-0040	114-005-0050	114-005-0065	114-005-0080	114-005-0095
Rated Current (A)	: 9A	12A	18A	25A	32A	40A	50A	65A	80A	95A
Poles	: 3 Main + 1NO	3 Main + 1NO	3 Main + 1NO	3 Main + 1NO	3 Main + 1NO	3Main+1NO+1NC	3Main+1NO+1NC	3Main+1NO+1NC	3Main+1NO+1NC	3Main+1NO+1NC
Type	: AC-3	AC-3	AC-3	AC-3	AC-3	AC-3	AC-3	AC-3	AC-3	AC-3
Motor Power (kW)	: 4kW	5,5kW	7,5kW	11kW	15kW	18,5kW	22kW	30kW	37kW	45kW
Rated voltage(V)	: 400V	400V	400V	400V	400V	400V	400V	400V	400V	400V
Sizes (mm)	: A:47B:76C:82	A:47B:76C:82	A:47B:76C:87	A:57B:86C:95	A:57B:86C:100	A:77B:129C:116	A:77B:129C:116	A:77B:129C:116	A:77B:129C:116	A:77B:129C:116



Applications

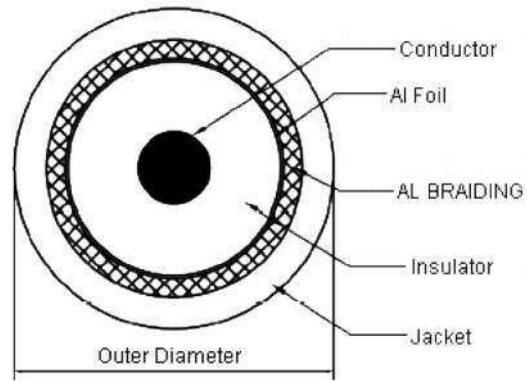
- Industrial areas
- Commercial use



RG6 Coaxial Cable 30.00



Technical Data	
Inner Conductor (mm)	1.02
Conductor Material	Copper
FPE (mm)	4.8
Aluminium Foil Bonded	Yes
Braid Coverage	64x0,12 mm AL wire
Jacket	6,8mm PVC
Colour	White
Packing	100m



Applications

These cables are used as connection cables in low attenuation systems such as indoor CATV , CCT distribution and SATV satellite systems.

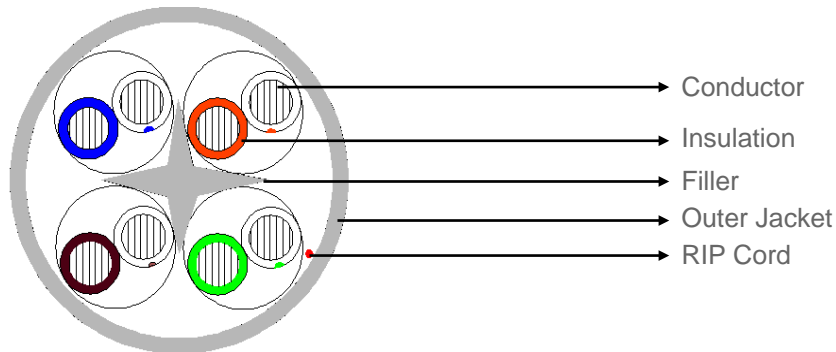


CAT6 UTP Network Cable 35.00

305M / 1000 FT



Technical Data	
Conductor Resistance	250 MHz / 23 AWG
Max. Linear Resistance	< 140 ohms/km
Mutual Capacitance	52 pF/m
Characteristic Impedance	100 ohms±15 ohms
Velocity of Propagation	%66
Nominal Outer Diameter	6 mm ± 0,5 mm
Weight	42,6 kg/km
Fire Behaviour	IEC 60332-1



Cable Descripton

- 1- Conductor
TYPE:SOLID-CCA
DIAMETER:0.57mm±0.008mm
AWG:23
- 2- Insulation
TYPE:PE SOLID
DIAMETER:0.98mm±0.01mm
- 3- Filler
HDPE 4.5*0.5mm
- 4- Outer Jacket
TYPE:PVC
COLOUR:BLUE
THICKNESS:0.60mm
EXTERNAL DIAMETER:6.0mm±0.5mm
- 5- RIP Cord
YES

Applications

Networking Horizontal Cable
 1000Base-T (Gigabit Ethernet)
 100Base-T (Fast Ethernet)
 10Base-T (Ethernet)
 100BaseVG
 ANYLAN
 155ATM
 622ATM
 ANSI.X3.263 FDDI TP-PMD,
 NTSC/PAL
 Component or Composite Video
 AES/EBU
 Digital Video
 RS-422
 Noisy Environments
 250 MHz Category 6



BUSBAR

Product&Family Code: 550.00
125 007 0001**BUSBAR-P163**

Technical Data	
Amper	63A
Pin	54
Length	100cm
Phase	1

Applications

- Industrial areas
- Commercial uses



BUSBAR

Product&Family Code: 1900.00
125 008 0001**BUSBAR-P380**

Technical Data	
Amper	80A
Pin	54
Length	100cm
Phase	3

Applications

- Industrial areas
- Commercial uses



ADHESIVE TAPE

High quality Soft-PVC-Film, coated with a strong rubber based adhesive, hand applicable, 80°C.

Standard Sizes:

- 20 YARD (~18m)

100.00

- 10 YARD (~9m)

50.00

Colors:

- White
- Yellow
- Red
- Blue
- Green
- Black
- Green - Yellow



Features

- Rubber adhesive
- PVC carrier

Benefits

- Black and other colors available
- Highly conformable
- Meet ROHS

Applications

- It is specifically designed for used for wrapping electric wires and cables etc. wrapped wires with a half-lap is best.

Technical Data

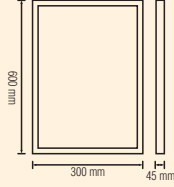
Thickness	0.13±0.025 mm
Tensile Strength	>20 N/cm
Elongation	>220 %
Adhesion to Steel	>1.3 N/cm
Breakdown Voltage	6.0 kV



SURFACE FRAME FOR LED PANEL

FRAME-3060

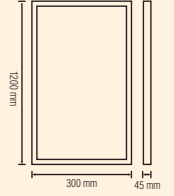

111 002 0001



• For 30x60 Led Panel

FRAME-30120

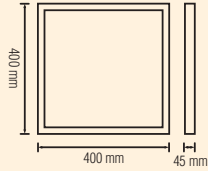
111 002 0002



• For 30x120 Led Panel

FRAME-4040

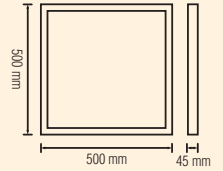
111 002 0003



• For 40x40 Led Panel

FRAME-5050

111 002 0004

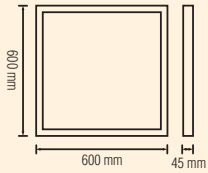


• For 50x50 Led Panel

1316.00

FRAME-6060

111 002 0005



• For 60x60 Led Panel

Features:

- Aluminium Frame
- Easy Installation
- Slim Case

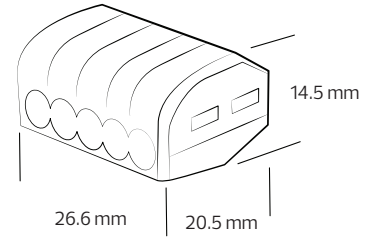
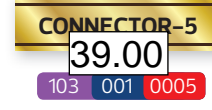
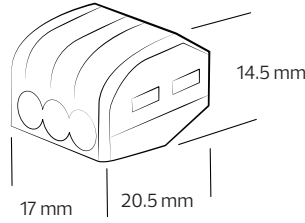

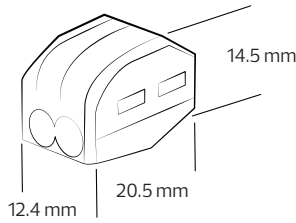
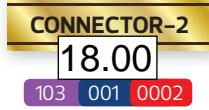
Applications:

- This frame helps to use recessed LED PANELS on surface places.
- Ready to use with LED PANEL SERIES



COMPACT CONNECTOR

Product&Family Code:



Technical Data	
Voltage (V)	400V/4kV~
Rated Current(Max.)	32A
Wire Range	0.08-4mm ²
Number of Poles	2 - 3 - 5
Wiring Type	Spring Clamping 28-10AWG

Applications

- Lighting Systems
- Junction boxes in wall or ceiling.
- HVAC control circuit
- Mobile homes



TERMINAL

Product&Family Code:

30.00
TERMINAL-1

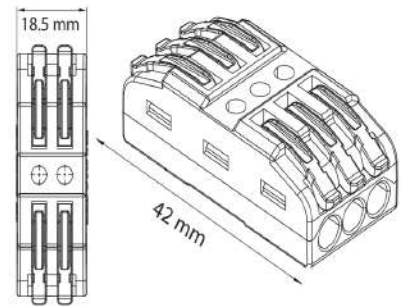
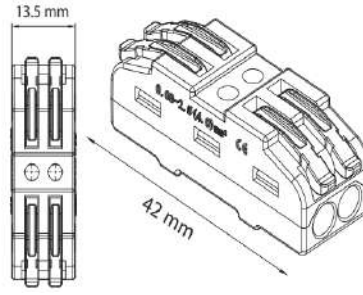
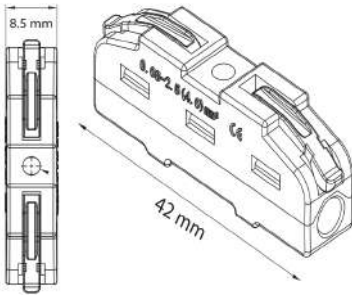
106 005 0001


TERMINAL-2

106 005 0002


61.00
TERMINAL-3

106 005 0003



Technical Data

Voltage (V)	400V/4kV~
Rated Current(Max.)	32A
Wire Range	0.2-4mm ²
Number of Poles	1 - 2 - 3
Wiring Type	Spring Clamping 24-12AWG

Applications

- Lighting Systems
- Junction boxes in wall or ceiling.
- HVAC control circuit
- Mobile homes



GRUP PRİZ / GANG SOCKET / КОЛОДКИ И УДЛИНИТЕЛИ**TOPRAKLI 2'Lİ GRUP PRİZ / GROUNDED 2 GANG SOCKET
/ КОЛОДКИ НА 2 ГНЕЗДА С/З**Made in **Türkiye**

DECO		2MT	3MT	5MT	7MT	10MT
White Colour Code	210-000-201	210-002-201	210-003-201	210-005-201	210-007-201	210-010-201
Black Colour Code	211-000-201	211-002-201	211-003-201	211-005-201	211-007-201	211-010-201
Quantity in Box	1	1	1	1	1	1
Quantity in Carton	36	12	12	12	12	12
Carton (N/G) Weight kg.	2,40 / 2,36	3,52 / 3,82	4,45 / 4,83	6,61 / 6,95	8,73 / 9,11	11,73 / 12,10
Carton m3	0,018	0,016	0,014	0,020	0,027	0,033

250V~50-60Hz
16A**TOPRAKLI 3'LÜ GRUP PRİZ / GROUNDED 3 GANG SOCKET
КОЛОДКИ НА 3 ГНЕЗДА С/З**Made in **Türkiye**

DECO		2MT	3MT	5MT	7MT	10MT
White Colour Code	390.00 210-000-301	799.00 210-002-301	999.00 210-003-301	1390.00 210-005-301	210-007-301	210-010-301
Black Colour Code	211-000-301	211-002-301	211-003-301	211-005-301	211-007-301	211-010-301
Quantity in Box	1	1	1	1	1	1
Quantity in Carton	36	12	12	12	12	12
Carton (N/G) Weight kg.	4,12 / 4,61	3,74 / 4,10	4,83 / 5,19	6,98 / 7,35	8,90 / 9,26	11,89 / 12,25
Carton m3	0,022	0,016	0,016	0,020	0,027	0,033

250V~50-60Hz
16A**TOPRAKLI 3'LÜ ANAHTARLI GRUP PRİZ /
GROUNDED 3-GANG SOCKET WITH TERMINALS AND SWITCH /
КОЛОДКИ НА 3 ГНЕЗДА С/З С ВЫКЛЮЧАТЕЛЕМ**Made in **Türkiye**

DECO		2MT	3MT	5MT	7MT	10MT
White Colour Code	490.00 210-000-302	990.00 210-002-302	1190.00 210-003-302	1590.00 210-005-302	210-007-302	210-010-302
Black Colour Code	211-000-302	211-002-302	211-003-302	211-005-302	211-007-302	211-010-302
Quantity in Box	1	1	1	1	1	1
Quantity in Carton	36	12	12	12	12	12
Carton (N/G) Weight kg.	5,17 / 5,69	4,12 / 4,49	5,24 / 5,61	7,17 / 7,63	9,24 / 9,60	11,52 / 12,10
Carton m3	0,027	0,016	0,016	0,020	0,027	0,033

250V~50-60Hz
16A

GRUP PRİZ / GANG SOCKET / КОЛОДКИ И УДЛИНИТЕЛИ

3 LÜ USB'Lİ GRUP PRİZ GROUNDED 3-GANG SOCKET WITH USB 3 ГНЕЗДА USB КЛЕММОЙ

Made in **Türkiye**



DECO

2MT

3MT

5MT

7MT

10MT

White Colour Code	210-000-304	210-002-304	210-003-304	210-005-304	210-007-304	210-010-304
Quantity in Box	1	1	1	1	1	1
Quantity in Carton	36	12	12	12	12	12
Carton (N/G) Weight kg.	3,12 / 3,50	3,55 / 3,85	3,55 / 3,85	6,61 / 6,98	9,33 / 9,70	12,53 / 12,90
Carton m3	0,013	0,015	0,015	0,018	0,023	0,028

250V~50-60Hz
16A

3 LÜ USB+TYPE-C'Lİ GRUP PRİZ GROUNDED 3-GANG SOCKET WITH USB+TYPE-C 3 ГНЕЗДА USB+TYPE-C КЛЕММОЙ

Made in **Türkiye**



DECO

2MT

3MT

5MT

7MT

10MT

White Colour Code	990.00 210-000-306	210-002-306	210-003-306	210-005-306	210-007-306	210-010-306
Quantity in Box	1	1	1	1	1	1
Quantity in Carton	36	12	12	12	12	12
Carton (N/G) Weight kg.	3,12 / 3,50	3,55 / 3,85	3,55 / 3,85	6,61 / 6,98	9,33 / 9,70	12,53 / 12,90
Carton m3	0,013	0,015	0,015	0,018	0,023	0,028

250V~50-60Hz
16A

TOPRAKLI 4'LÜ GRUP PRİZ / GROUNDED 4-GANG SOCKET / КОЛОДКИ НА 4 ГНЕЗДА C/3

Made in **Türkiye**



DECO

2MT

3MT

5MT

7MT

10MT

White Colour Code	210-000-401	210-002-401	210-003-401	210-005-401	210-007-401	210-010-401
Black Colour Code	211-000-401	211-002-401	211-003-401	211-005-401	211-007-401	211-010-401
Quantity in Box	1	1	1	1	1	1
Quantity in Carton	36	12	12	12	12	12
Carton (N/G) Weight kg.	5,11 / 5,63	4,17 / 4,54	5,22 / 5,59	7,25 / 7,70	9,44 / 9,80	12,09 / 12,80
Carton m3	0,027	0,020	0,020	0,020	0,033	0,033

250V~50-60Hz
16A

GRUP PRİZ / GANG SOCKET / КОЛОДКИ И УДЛИНИТЕЛИ

Made in **Türkiye**

TOPRAKLI 6'LI GRUP PRİZ / GROUNDED 6-GANG SOCKET / КОЛОДКИ НА 6 ГНЁЗД С/З



DECO		2MT	3MT	5MT	7MT	10MT
	590.00	999.00	1190.00	1590.00		
White Colour Code	210-000-601	210-002-601	210-003-601	210-005-601	210-007-601	210-010-601
Black Colour Code	211-000-601	211-002-601	211-003-601	211-005-601	211-007-601	211-010-601
Quantity in Box	1	1	1	1	1	1
Quantity in Carton	36	12	12	12	12	12
Carton (N/G) Weight kg.	6,96 / 7,67	4,72 / 5,30	5,63 / 6,32	7,76 / 8,35	9,65 / 10,23	12,65 / 13,23
Carton m3	0,033	0,027	0,027	0,027	0,033	0,033

250V~50-60Hz
16A

Made in **Türkiye**

TOPRAKLI 6'LI ANAHTARLI GRUP PRİZ / GROUNDED 6-GANG SOCKET WITH TERMINALS AND SWITCH / КОЛОДКИ НА 6 ГНЁЗД С/З С ВЫКЛЮЧАТЕЛЕМ

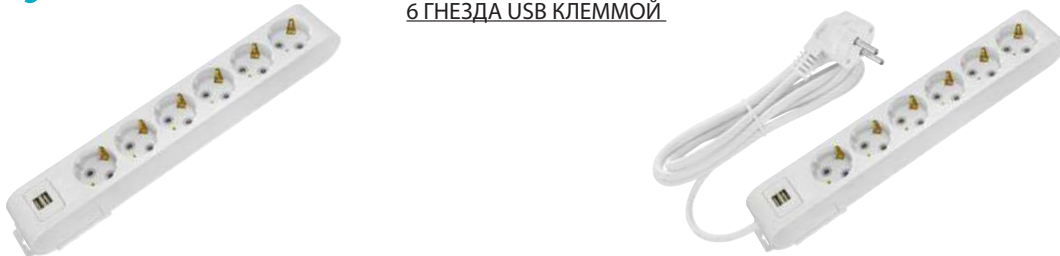


DECO		2MT	3MT	5MT	7MT	10MT
	790.00	1190.00	1390.00	1790.00		
White Colour Code	210-000-602	210-002-602	210-003-602	210-005-602	210-007-602	210-010-602
Black Colour Code	211-000-602	211-002-602	211-003-602	211-005-602	211-007-602	211-010-602
Quantity in Box	1	1	1	1	1	1
Quantity in Carton	36	12	12	12	12	12
Carton (N/G) Weight kg.	7,79 / 8,50	5,02 / 5,60	6,11 / 6,69	8,11 / 8,39	10,11 / 10,36	12,62 / 13,21
Carton m3	0,033	0,027	0,027	0,027	0,033	0,027

250V~50-60Hz
16A

Made in **Türkiye**

6 LI USB'LI GRUP PRİZ GROUNDED 6-GANG SOCKET WITH USB 6 ГНЁЗДА USB КЛЕММОЙ



DECO		2MT	3MT	5MT	7MT	10MT
White Colour Code	210-000-604	210-002-604	210-003-604	210-005-604	210-007-604	210-010-604
Quantity in Box	1	1	1	1	1	1
Quantity in Carton	36	12	12	12	12	12
Carton (N/G) Weight kg.	7,79 / 8,50	5,02 / 5,60	6,11 / 6,69	8,11 / 8,39	10,11 / 10,36	12,62 / 13,21
Carton m3	0,033	0,027	0,027	0,027	0,033	0,027

250V~50-60Hz
16A

GRUP PRİZ / GANG SOCKET / КОЛОДКИ И УДЛИНИТЕЛИ

6 LI USB+TYPE-C'Lİ GRUP PRİZ
 GROUNDED 6-GANG SOCKET WITH USB+TYPE-C
 6 ГНЕЗДА USB+TYPE-C КЛЕММОЙ

Made in **Türkiye**



DECO	1290.00	2MT	3MT	5MT	7MT	10MT
White Colour Code	210-000-606	210-002-606	210-003-606	210-005-606	210-007-606	210-010-606
Quantity in Box	1	1	1	1	1	1
Quantity in Carton	36	12	12	12	12	12
Carton (N/G) Weight kg.	7,79 / 8,50	5,02 / 5,60	6,11 / 6,69	8,11 / 8,39	10,11 / 10,36	12,62 / 13,21
Carton m3	0,033	0,027	0,027	0,027	0,033	0,027

250V~50-60Hz
16A

TOPRAKLI 6'LI AKIM KORUMALI GRUP PRİZ

GROUNDED 6 SURGE PROTECTED GROUP
 КОЛОДКИ НА 6 ГНЕЗД С/З С ВЫКЛЮЧАТЕЛЕМ

Made in **Türkiye**



DECO	1.5MT
	3x1.5
White Colour Code	210-015-605
Quantity in Box	1
Quantity in Carton	36
Carton (N/G) Weight kg.	6,62 / 7,20
Carton m3	0,032

250V~50-60Hz
16A

DECO
GANG SOCKET



AKSESUAR / ACCESSORIE / АКCECCУАРЫ

ARAPUAR HAND SWITCH
ВЫКЛЮЧАТЕЛЬ ДЛЯ БРА



SİYAH-KIRMIZI / RED-BLACK
КРАСНЫЙ-ЧЕРНЫЙ

300-003-708

BEYAZ-KIRMIZI / RED-WHITE
КРАСНЫЙ-БЕЛЫЙ

300-002-708

BEYAZ-BEYAZ / WHITE
БЕЛЫЙ

300-001-708

90.00

Made in **Türkiye**

Quantity in Box	120	250V~50-60Hz 6A
Quantity in Carton	960	
Carton (N/G) Weight Kg.	18,03 / 19,50	
Carton m ³	0,059	

IŞIKLI ANAHTAR ROCKERSWITCH
ВЫКЛЮЧАТЕЛЬ



300-000-709

Made in **Türkiye**

Quantity in Box	150	250V~50-60Hz 16A
Quantity in Carton	1200	
Carton (N/G) Weight Kg.	20,5 / 22	
Carton m ³	0,059	

TOPRAKLI 3'LÜ FİŞ PRİZ (GOLYAD) GROUNDED 3 GANG PLUG SOCKET (GOLYAD)
ТРОЙНАЯ РОЗЕТКА C/3 (GOLYAD)



390.00

300-000-707

Made in **Türkiye**

Quantity in Box	1	250V~50-60Hz 16A
Quantity in Carton	40	
Carton (N/G) Weight Kg.	4,02 / 4,56	
Carton m ³	0,025	

TOPRAKSIZ 3'LÜ FİŞ PRİZ (GOLYAD) UNGROUNDED 3 GANG PLUG SOCKET
ТРОЙНАЯ РОЗЕТКА Б/3 (GOLYAD)



300-000-802

Made in **Türkiye**

Quantity in Box	1	250V~50-60Hz 10A
Quantity in Carton	40	
Carton (N/G) Weight Kg.	2,31 / 2,81	
Carton m ³	0,025	

ADAPTÖR FİŞ ADAPTOR PLUG
ВИЛКА ПЕРЕХОДНИК



300-000-803

Made in **Türkiye**

Quantity in Box	90	250V~50-60Hz 10A
Quantity in Carton	720	
Carton (N/G) Weight Kg.	12,89 / 13,65	
Carton m ³	0,059	

UNIVERSAL ADAPTOR / UNIVERSAL ADAPTOR
УНИВЕРСАЛЬНЫЙ АДАПТЕР



800-600-001

Made in **Türkiye**

Quantity in Box	50	250V~50-60Hz 16A
Quantity in Carton	400	
Carton (N/G) Weight kg.	13,20 / 14,02	
Carton m ³	0,06	

AKSESUAR / ACCESSORIE / АКССУАРЫ

TOPRAKLI ERKEK FİŞ GROUNDED MALE PLUG
ВИЛКА С/З



127.00

300-000-702

Made in **Türkiye**

Quantity in Box	50	250V~50-60Hz 16A
Quantity in Carton	400	
Carton (N/G) Weight Kg.	13,56 / 14,3	
Carton m ³	0,059	

TOPRAKLI DİŞİ FİŞ GROUNDED FEMALE PLUG
ШТЕПСЕЛЬНОЕ ГНЕЗДО С/З



130.00

300-000-706

Made in **Türkiye**

Quantity in Box	36	250V~50-60Hz 16A
Quantity in Carton	288	
Carton (N/G) Weight Kg.	12,42 / 13,3	
Carton m ³	0,059	

KULPLU TOPRAKLI ERKEK FİŞ GROUNDED MALE PLUG WITH HANDLE
ВИЛКА УГЛОВАЯ С УШКОМ С/З



110.00

300-000-703

Made in **Türkiye**

Quantity in Box	45	250V~50-60Hz 16A
Quantity in Carton	360	
Carton (N/G) Weight Kg.	12,8 / 13,5	
Carton m ³	0,059	

TOPRAKLI L TİPİ FİŞ GROUNDED L TYPE PLUG
ВИЛКА УГЛОВАЯ С/З



300-000-704

Made in **Türkiye**

Quantity in Box	50	250V~50-60Hz 16A
Quantity in Carton	400	
Carton (N/G) Weight Kg.	13,0 / 13,75	
Carton m ³	0,059	

TOPRAKSIZ ERKEK FİŞ UNGROUNDED MALE PLUG
ВИЛКА Б/З



300-000-701

Made in **Türkiye**

Quantity in Box	100	250V~50-60Hz 10A
Quantity in Carton	800	
Carton (N/G) Weight Kg.	18,6 / 19,3	
Carton m ³	0,059	



AKSESUAR / ACCESSORIE / АКЦЕССУАРЫ

TOPRAKLI UZATMA TAKIMI GROUNDED EXTENSION KIT

заземленный комплект удлинителя



TOPRAKLI 3 MT
893.00
300-003-801



TOPRAKLI 5 MT
1275.00
300-005-801

Made in **Türkiye**

Quantity in Box	1	1
Quantity in Carton	12	12
Carton (N/G) Weight kg.	4,33 / 4,80	6,37 / 6,84
Carton m3	0,015	0,018

250V~50-60Hz



NEW
PRODUCT

IP44

KAUÇUK

Made in **Türkiye**

	10MT	15MT	20MT	25MT
	1740.00	2175.00	2610.00	
Product Code	800-810-100	800-815-100	800-820-100	800-825-100
Quantity in Carton	20	20	12	12
Carton (N/G) Weight kg.	5,00 / 5,50	7,80 / 8,40	10,70 / 11,50	14,25 / 15,15
Carton m3	0,015	0,023	0,023	0,023

250V~50-60Hz



NEW
PRODUCT

IP44

KAUÇUK

Made in **Türkiye**

	10MT	15MT	20MT	25MT
	1740.00	2175.00	2610.00	
Product Code	800-810-110	800-815-110	800-820-110	800-825-110
Quantity in Carton	20	20	12	12
Carton (N/G) Weight kg.	5,00 / 5,50	7,80 / 8,40	10,70 / 11,50	14,25 / 15,15
Carton m3	0,015	0,023	0,023	0,023

250V~50-60Hz



KAUÇUK TOPRAKLI ERKEK FİŞ /

GROUNDED RUBBER MALE PLUG / Каучуковая вилка с заземлением

Made in **Türkiye**



110.00
300.000.807

KAUÇUK

Quantity in Box	40	250V~50-60Hz 16A
Quantity in Carton	320	
Carton (N/G) Weight kg.	12,35 / 13,80	
Carton m3	0,058	

KAUÇUK TOPRAKLI ERKEK FİŞ /

GROUNDED RUBBER MALE PLUG / Каучуковая вилка с заземлением

Made in **Türkiye**



110.00
300.001.807

KAUÇUK

Quantity in Box	40	250V~50-60Hz 16A
Quantity in Carton	320	
Carton (N/G) Weight kg.	12,35 / 13,80	
Carton m3	0,058	

KAUÇUK TOPRAKLI KULPLU FİŞ / GROUNDED RUBBER HANDLE PLUG /

Made in **Türkiye**



110.00
300.000.806

KAUÇUK

Quantity in Box	40	250V~50-60Hz 16A
Quantity in Carton	320	
Carton (N/G) Weight kg.	11,92 / 13,70	
Carton m3	0,059	

KAUÇUK TOPRAKLI KULPLU FİŞ / GROUNDED RUBBER HANDLE PLUG /

Made in **Türkiye**



110.00
300.001.806

KAUÇUK

Quantity in Box	40	250V~50-60Hz 16A
Quantity in Carton	320	
Carton (N/G) Weight kg.	11,92 / 13,70	
Carton m3	0,059	

KAUÇUK TOPRAKLI DİŞİ FİŞ / GROUNDED RUBBER FEMALE PLUG /

Каучуковое штепсельное гнездо с заземлением

Made in **Türkiye**



140.00
300.000.805

KAUÇUK

Quantity in Box	25	50V~50-60Hz 16A
Quantity in Carton	200	
Carton (N/G) Weight kg.	9,62 / 11,11	
Carton m3	0,058	

KAUÇUK TOPRAKLI DİŞİ FİŞ / GROUNDED RUBBER FEMALE PLUG /

Каучуковое штепсельное гнездо с заземлением

Made in **Türkiye**



150.00
300.001.805

KAUÇUK

Quantity in Box	25	50V~50-60Hz 16A
Quantity in Carton	200	
Carton (N/G) Weight kg.	9,62 / 11,11	
Carton m3	0,058	

AKSESUAR / ACCESSORIE / АКССУАРЫ

KAUÇUK DUVAR PRİZİ SİYAH / RUBBER 1-GANG SOCKET BLACK /
Колodka Каучуковая Однофазная 1-ая ЧЕРНЫЙ

Made in **Türkiye**



IP54

KAUÇUK

220.000.101

Quantity in Carton	60	250V~50-60Hz 16A
Carton (N/G) Weight kg.	2,70 / 3,24	
Carton m3	0,016	

KAUÇUK DUVAR PRİZİ SİYAH / RUBBER 1-GANG SOCKET ORANGE /
Колodka Каучуковая Однофазная 1-ая -ОРАНЖЕВЫЙ

Made in **Türkiye**



IP54

KAUÇUK

221.000.101

Quantity in Carton	60	250V~50-60Hz 16A
Carton (N/G) Weight kg.	2,70 / 3,24	
Carton m3	0,016	

KAUÇUK 2'Lİ GRUP PRİZ SİYAH / RUBBER 2-GANG SOCKET BLACK /
Колodka Каучуковая Однофазная 2-ая ЧЕРНЫЙ

Made in **Türkiye**



IP54

KAUÇUK

220.000.201

Quantity in Carton	30	250V~50-60Hz 16A
Carton (N/G) Weight kg.	2,40 / 2,94	
Carton m3	0,016	

KAUÇUK 2'Lİ GRUP PRİZ TURUNCU / RUBBER 2-GANG SOCKET ORANGE /
Колodka Каучуковая Однофазная 2-ая -ОРАНЖЕВЫЙ

Made in **Türkiye**



IP54

KAUÇUK

221.000.201

Quantity in Carton	30	250V~50-60Hz 16A
Carton (N/G) Weight kg.	2,40 / 2,94	
Carton m3	0,016	

KAUÇUK 3'LÜ GRUP PRİZ SİYAH / RUBBER 3-GANG SOCKET BLACK /
Колodka Каучуковая Однофазная 3-ая ЧЕРНЫЙ

Made in **Türkiye**



IP54

KAUÇUK

450.00
220.000.301

Quantity in Carton	25	250V~50-60Hz 16A
Carton (N/G) Weight kg.	4,27 / 4,81	
Carton m3	0,016	

KAUÇUK 3'LÜ GRUP PRİZ TURUNCU / RUBBER 3-GANG SOCKET ORANGE /
Колodka Каучуковая Однофазная 3-ая -ОРАНЖЕВЫЙ

Made in **Türkiye**



IP54

KAUÇUK

500.00
221.000.301

Quantity in Carton	25	250V~50-60Hz 16A
Carton (N/G) Weight kg.	4,27 / 4,81	
Carton m3	0,016	

KAUÇUK 4'LÜ GRUP PRİZ SİYAH / RUBBER 4-GANG SOCKET BLACK /
Колodka Каучуковая Однофазная 4-ая ЧЕРНЫЙ

Made in **Türkiye**



IP54

KAUÇUK

220.000.401

Quantity in Carton	20	250V~50-60Hz 16A
Carton (N/G) Weight kg.	4,24 / 4,90	
Carton m3	0,016	

KAUÇUK 4'LÜ GRUP PRİZ TURUNCU / RUBBER 4-GANG SOCKET ORANGE /
Колodka Каучуковая Однофазная 4-ая -ОРАНЖЕВЫЙ

Made in **Türkiye**



IP54

KAUÇUK

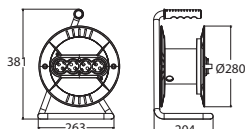
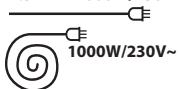
221.000.401

Quantity in Carton	20	250V~50-60Hz 16A
Carton (N/G) Weight kg.	4,24 / 4,90	
Carton m3	0,016	

SEYYAR MAKARA / CABLE REEL / КАБЕЛЬНАЯ КАТУШКА

Made in **Türkiye**

1.5 mm² 2000W/230V~

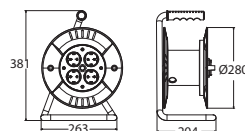
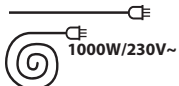


ROLL 1	WITHOUT CABLE	20MT	30MT	40MT
Product Code	310-000-101	310-020-101	310-030-101	310-040-101
Quantity in Carton	1	1	1	1
Carton (N/G) Weight kg.	1,14 / 1,45	3,20 / 3,50	3,94 / 4,25	4,25 / 4,58
Carton m3	0,023	0,023	0,023	0,023

250V~50-60Hz

Made in **Türkiye**

1.5 mm² 2000W/230V~

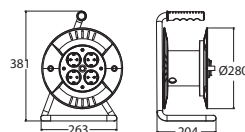
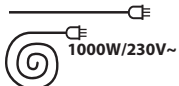


ROLL 2	WITHOUT CABLE	20MT	30MT	40MT
Product Code	310-000-201	310-020-201	310-030-201	310-040-201
Quantity in Carton	1	1	1	1
Carton (N/G) Weight kg.	1,14 / 1,45	3,20 / 3,50	3,94 / 4,25	4,25 / 4,58
Carton m3	0,023	0,023	0,023	0,023

250V~50-60Hz

Made in **Türkiye**

1.5 mm² 2000W/230V~



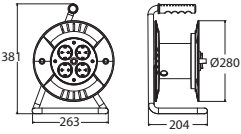
ROLL 3	WITHOUT CABLE	20MT	30MT	40MT
Product Code	310-000-301	310-020-301	310-030-301	310-040-301
Quantity in Carton	1	1	1	1
Carton (N/G) Weight kg.	1,14 / 1,45	3,20 / 3,50	3,94 / 4,25	4,25 / 4,58
Carton m3	0,023	0,023	0,023	0,023

250V~50-60Hz

FRANSIZ TİPİ SEYYAR MAKARA / FRENCH TYPE CABLE REEL / Французский тип Кабельная катушка

1.5 mm² 2000W/230V~

1000W/230V~



FRENCH TYPE CABLE REEL



ROLL 2

WITHOUT CABLE

20MT

30MT

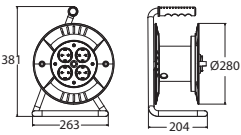
40MT

Product Code	310-000-202	310-020-202	310-030-202	310-040-202
Quantity in Carton	1	1	1	1
Carton (N/G) Weight kg.	1,14 / 1,45	3,20 / 3,50	3,94 / 4,25	4,25 / 4,58
Carton m3	0,023	0,023	0,023	0,023

250V~50-60Hz

1.5 mm² 2000W/230V~

1000W/230V~



FRENCH TYPE CABLE REEL



ROLL 3

WITHOUT CABLE

20MT

30MT

40MT

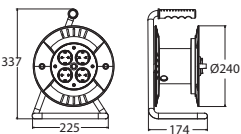


Product Code	310-000-302	310-020-302	310-030-302	310-040-302
Quantity in Carton	1	1	1	1
Carton (N/G) Weight kg.	1,14 / 1,45	3,20 / 3,50	3,94 / 4,25	4,25 / 4,58
Carton m3	0,023	0,023	0,023	0,023

250V~50-60Hz

1.5 mm² 2000W/230V~

1000W/230V~



FRENCH TYPE CABLE REEL



SPIN 1

WITHOUT CABLE

15MT

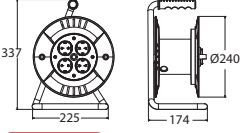
25MT

Product Code	310-000-402	310-015-402	310-025-402
Quantity in Carton	1	1	1
Carton (N/G) Weight kg.	1,01 / 1,33	3,05 / 3,30	3,84 / 4,01
Carton m3	0,012	0,012	0,012

250V~50-60Hz

1.5 mm² 2000W/230V~

1000W/230V~



FRENCH TYPE CABLE REEL



SPIN 2

WITHOUT CABLE

15MT

25MT



Product Code	310-000-502	310-015-502	310-025-502
Quantity in Carton	1	1	1
Carton (N/G) Weight kg.	1,01 / 1,33	3,05 / 3,30	3,84 / 4,01
Carton m3	0,012	0,012	0,012


250V~50-60Hz

ELECTRICAL EQUIPMENT

AYDINLATMA / LIGHTING FIXTURE / СВЕТИЛЬНИКИ

PLAZMA

Made in **Türkiye**



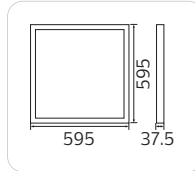
BACKLIGHT

1603.00

PLAZMA

056-009-0040

Quantity in Box	1
Quantity in Carton	10
Carton (N/G) Weight Kg.	10,69 / 12,5
Carton m ³	0,14




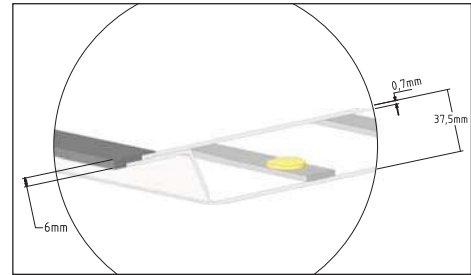

40W /4265 lm

4200K

6400K

IP 20

SMD LED





LINEAR
CIRCUIT



EKOLA

Made in **Türkiye**

EKOLA 7

EKOLA 9

EKOLA 11

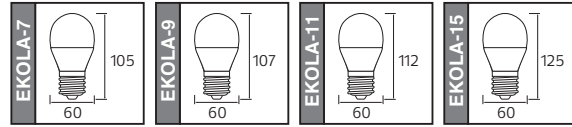
EKOLA 15



90.00

120.00

Code	001-006-2007	001-006-2009	001-006-2011	001-006-2015
Power	7W	9W	11W	15W
Color Temperature	2700K/4200K/6400K	2700K/4200K/6400K	2700K/4200K/6400K	2700K/4200K/6400K
Luminous Flux	850 lm	900 lm	1150 lm	1500 lm
Quantity in Box	1	1	1	1
Quantity in Carton	100	100	100	100
Carton (N/G) Weight kg.	2,05 / 4,05	2,25 / 4,25	2,40 / 4,40	2,52 / 4,52
Carton m3	0,045	0,047	0,053	0,069



DOB
CIRCUIT



PREMIER

Made in **Türkiye**

PREMIER 7

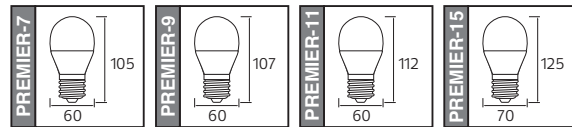
PREMIER 9

PREMIER 11

PREMIER 15



Code	001-006-0007	001-006-0009	001-006-0011	001-006-0015
Power	7W	9W	11W	15W
Color Temperature	2700K/4200K/6400K	2700K/4200K/6400K	2700K/4200K/6400K	2700K/4200K/6400K
Luminous Flux	850 lm	900 lm	1150 lm	1500 lm
Quantity in Box	1	1	1	1
Quantity in Carton	100	100	100	100
Carton (N/G) Weight kg.	2,05 / 4,05	2,25 / 4,25	2,40 / 4,40	2,52 / 4,52
Carton m3	0,045	0,047	0,053	0,069



Made in **Türkiye**

CRYSTAL

CRYSTAL 20

CRYSTAL 30

CRYSTAL 40

CRYSTAL 50

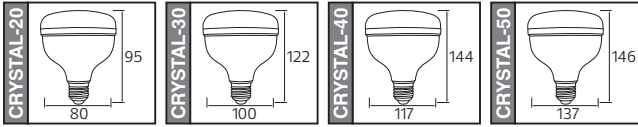


250.00

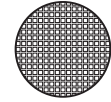
343.00

578.00

Code	001-016-1020	001-016-1030	001-016-1040	001-016-1050
Power	20W	30W	40W	50W
Color Temperature	2700K/6400K	2700K/6400K	2700K/6400K	2700K/6400K
Luminous Flux	2050 lm	3120 lm	4250 lm	5350 lm
Quantity in Box	1	1	1	1
Quantity in Carton	60	40	40	24
Carton (N/G) Weight kg.	3,90 / 5,80	3,29 / 5,19	4,23 / 6,13	3,15 / 5,05
Carton m3	0,046	0,056	0,100	0,062



IP 20
SMD LED



Crystal Diffuser



E27



AYDINLATMA / LIGHTING FIXTURE / СВЕТИЛЬНИКИ

NEMLİ YER / WATERPROOF / ВОДОНЕПРОНИЦАЕМЫЙ

AYDOS

640.00

Made in **Türkiye**



BEYAZ / White



SIYAH / Black

- 4200K 400 001 125
○ 6400K 400 002 125

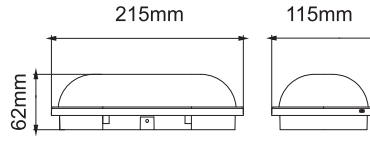
- 4200K 400 011 125
○ 6400K 400 012 125

15W

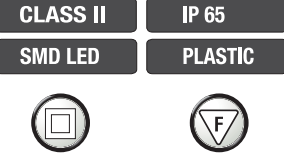
400-XXX-125

Quantity in Box	1
Quantity in Carton	30
Carton (N/G) Weight Kg.	5,31 / 6,95
Carton m ³	0,057

250V~50-60Hz



1500 lm



Made in **Türkiye**

825.00



BEYAZ / White



SIYAH / Black

- 4200K 400 001 126
○ 6400K 400 002 126

- 4200K 400 011 126
○ 6400K 400 012 126

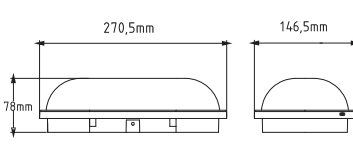
20W

AYDOS - 20


400-XXX-126

Quantity in Box	1
Quantity in Carton	20
Carton (N/G) Weight Kg.	5,12 / 6,70
Carton m ³	0 072

250V~50-60Hz



2000 lm



AYDINLATMA / LIGHTING FIXTURE / СВЕТИЛЬНИКИ

NEMLİ YER / WATERPROOF / ВОДОНЕПРОНИЦАЕМЫЙ

ARTOS

640.00

Made in **Türkiye**



BEYAZ / White



SIYAH / Black

15W

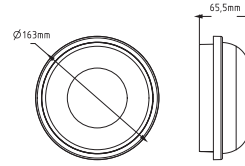
ARTOS - 15

400-XXX-127

Quantity in Box	1	250V~50-60HZ
Quantity in Carton	30	
Carton (N/G) Weight Kg.	4 61 / 6 27	
Carton m ³	0,061	

- 4200K 400 001 127
○ 6400K 400 002 127

- 4200K 400 011 127
○ 6400K 400 012 127



1500 lm

CLASS II

IP 65

SMD LED

PLASTIC



Made in **Türkiye**

825.00



BEYAZ / White



SIYAH / Black

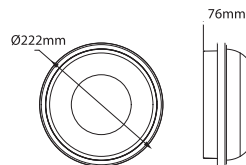
20W

400-XXX-128

Quantity in Box	1	250V~50-60HZ
Quantity in Carton	20	
Carton (N/G) Weight Kg.	5,45 / 7,13	
Carton m ³	0,080	

- 4200K 400 001 128
○ 6400K 400 002 128

- 4200K 400 011 128
○ 6400K 400 012 128



2000 lm

CLASS II

IP 65

SMD LED

PLASTIC



AYDINLATMA / LIGHTING FIXTURE / СВЕТИЛЬНИКИ

PLASTİK 360° SENSÖRLÜ LEDLİ TAVAN ARMATÜRÜ / PLASTIC LED LIGHTING FIXTURE WITH 360° MOTION SENSOR ПОТОЛОЧНЫЙ СВЕТИЛЬНИК С 360° ДАТЧИКОМ ДВИЖЕНИЯ

Made in **Türkiye**

**NEW
PRODUCT**



18W
1800 lm

400-110-143



18W
1800 lm

400-120-143

SENSOR

18W / 1800 lm

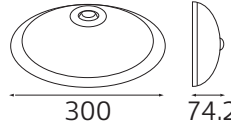


6400K

SMD LED

IP 20

Quantity in Box	1
Quantity in Carton	12
Carton (N/G) Weight Kg.	4,07 / 6,10
Carton m ³	0,12



360° sensor ceiling light

Detection distance	: 8m (max.)
Time setting range	: 15-270 sec.
Ambient light adjustment range	: 2-240 Lux
Operating temperature	: -20°/+75°
IP Class	: IP20

PLASTİK 360° SENSÖRLÜ TAVAN ARMATÜRÜ / PLASTIC LIGHTING FIXTURE WITH 360° MOTION SENSOR ПОТОЛОЧНЫЙ СВЕТИЛЬНИК С 360° ДАТЧИКОМ ДВИЖЕНИЯ

Made in **Türkiye**



400-010-143



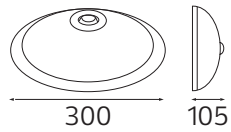
1221.00
400-020-143



SENSOR



Quantity in Box	1
Quantity in Carton	10
Carton (N/G) Weight Kg.	3,93 / 5,90
Carton m ³	0,11



360° sensor ceiling light

Detection distance	: 8m (max.)
Time setting range	: 15-270 sec.
Ambient light adjustment range	: 2-240 Lux
Operating temperature	: -20°/+75°
IP Class	: IP20

Made in **Türkiye**

BOLKAR / BOLKAR



20W

BOLKAR

071-014-0020

SIYAH / Black



BEYAZ / White



SENSOR

2400 lm

CLASS II

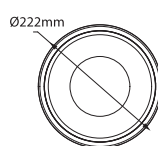
IP44

SMD LED

PLASTIC

Quantity in Box	1
Quantity in Carton	20
Carton (N/G) Weight Kg.	5,64 / 7,52
Carton m ³	0,0952

250V~50-60Hz



CE